

WEAVER[®]


JACKS AND STANDS

Gives You A Big,
Fast, Easy Lift!


MADE IN THE U.S.A.




WA-85



WA-73B



WA-72B



WA-75B


- Full range of sizes and capacities to handle any service job.
- Uses extend from tire-changing on a compact car to track removal on a heavy-duty tractor.
- Low Silhouette.
- Quick-lift lever for fast approach.
- Counterbalanced handle.
- Three position handle lock.

WEAVER HYDRAULIC SERVICE JACKS

MODEL NUMBER	CAPACITY (TONS)	LOW HEIGHT	LIFT	RAISED HEIGHT	CHASSIS HEIGHT	FRAME LENGTH	HANDLE LENGTH	CASTER DIAMETER	FRONT WHEEL DIAMETER	SADDLE SIZE	SHIPPING WEIGHT
WA-72B	2	5"	20"	25"	7"	51"	39"	2-1/2"	4-1/4" x 1-3/4"	8-5/8"	136 LBS.
WA-73B	4	5-1/2"	20-3/4"	26-1/4"	7-1/4"	58"	40"	2-1/2"	5" x 2-1/4"	8-5/8"	212 LBS.
WA-75B	10	7"	18-1/2"	25-1/2"	10-1/4"	66"	40"	4"	7-5/8" x 3-1/2"	8-7/8"	356 LBS.
WA-85	20	7-1/2"	18-3/4"	26-1/4"	10-1/4"	69"	40"	4"	7-5/8" x 3-1/2"	9"	531 LBS.

WEAVER UNDER-HOIST HYDRAULIC TRANSMISSION JACK

- 1,000-lb. capacity.
- Foot-operated pump and release.
- Dual telescoping hydraulic rams for long lifting range.
- Full rotating head with handwheels for tilt adjustments.
- Securing chain and four adjustable supports hold loads firmly.



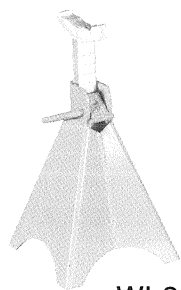
WA-140B

WEAVER UNDER-HOIST HYDRAULIC TRANSMISSION JACK


MODEL NUMBER	CAPACITY (TONS)	LIFTING HEIGHT MIN.	LIFTING HEIGHT MAX.	LGTH. FRAME	WIDTH	BACKWARD TILT	SADDLE ADJUSTMENT FORWARD TILT	LEFT & RIGHT TILT
WA-140B	1/2	34-1/2"	72-1/2"	41"	41"	10°	26°	13°

WEAVER SERVICE STANDS

- Indispensable in the service shop.
- Ruggedly built for long life under heavy-duty service.
- Low model WI-20 has a lever operated wedge lock.
- The WA-65 model (Jiggle Jack) has a foot-operated lever and is great for use as a "third hand".
- WI-116A can be moved easily due to its light weight.
- The WI-116A has a U-shaped saddle and an integral tool tray.
- The high model WI-118 is extra-strong for work on trucks and buses.
- The WI-118 supports vehicles at the frame members.
- WI-118 has built-in wheels to easily move from bay to bay.



WI-20



WI-116A

WI-118

WEAVER SERVICE STANDS

MODEL NUMBER	CAPACITY** (TONS)	HEIGHT	MAXIMUM HEIGHT	ADJ. RANGE	NO. POSITIONS	ADJ. TYPE
WI-20	10	15-1/2"	25"	9-1/2"	13	WEDGE LOCK
WI-116A	2-1/2	64"	72"	8"	ADJ	SCREW
WI-118*	10	62-1/4"	70"	7-3/4"	ADJ	SCREW
MODEL NUMBER	CAPACITY (TONS)	CLOSED HEIGHT	EXTENSION	EXTENDED HEIGHT	FOOT PEDAL LIFT	ADJ. TYPE
WA-65	3/4	62"	21"	83"	1-1/2"	SCREW

* Includes rubber tired wheels for easy maneuvering.
 ** Specifications are shown and rated as pairs.
 All specifications are subject to change without notice.

WEAVER[®] JACK CORP.

343 LAWRENCE STREET, ADRIAN, MICHIGAN 49221
 TELEPHONE: 517-263-6500 • FAX: 517-263-2810

DISTRIBUTED BY: