

WALKER

**SERVICE
DIVISION**

JOE FARINA'S
TRI-CITY HYDRAULIC SERVICE
4628 N. FLORIDA AVE.
TAMPA, FLORIDA 33603

Jack Parts Sheet

MODEL 93655 (was J132)

SERIES "K"

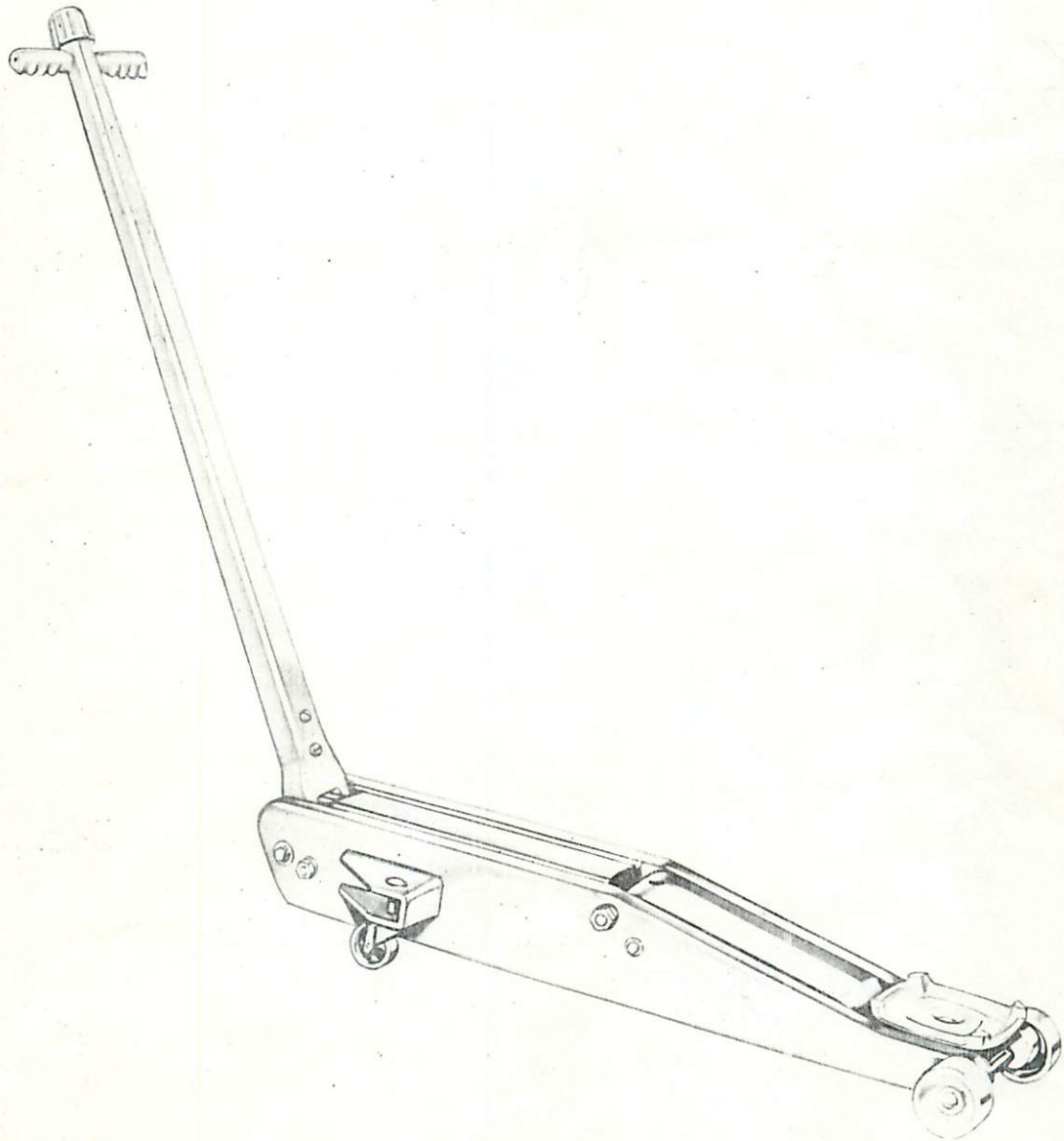
MODEL 93656 (was J132R)

SERIES "K"

MODEL 93657 (was J134)

SERIES "J"

**2 TON & 4 TON CAPACITY
SERVICE JACK**



SERVICE

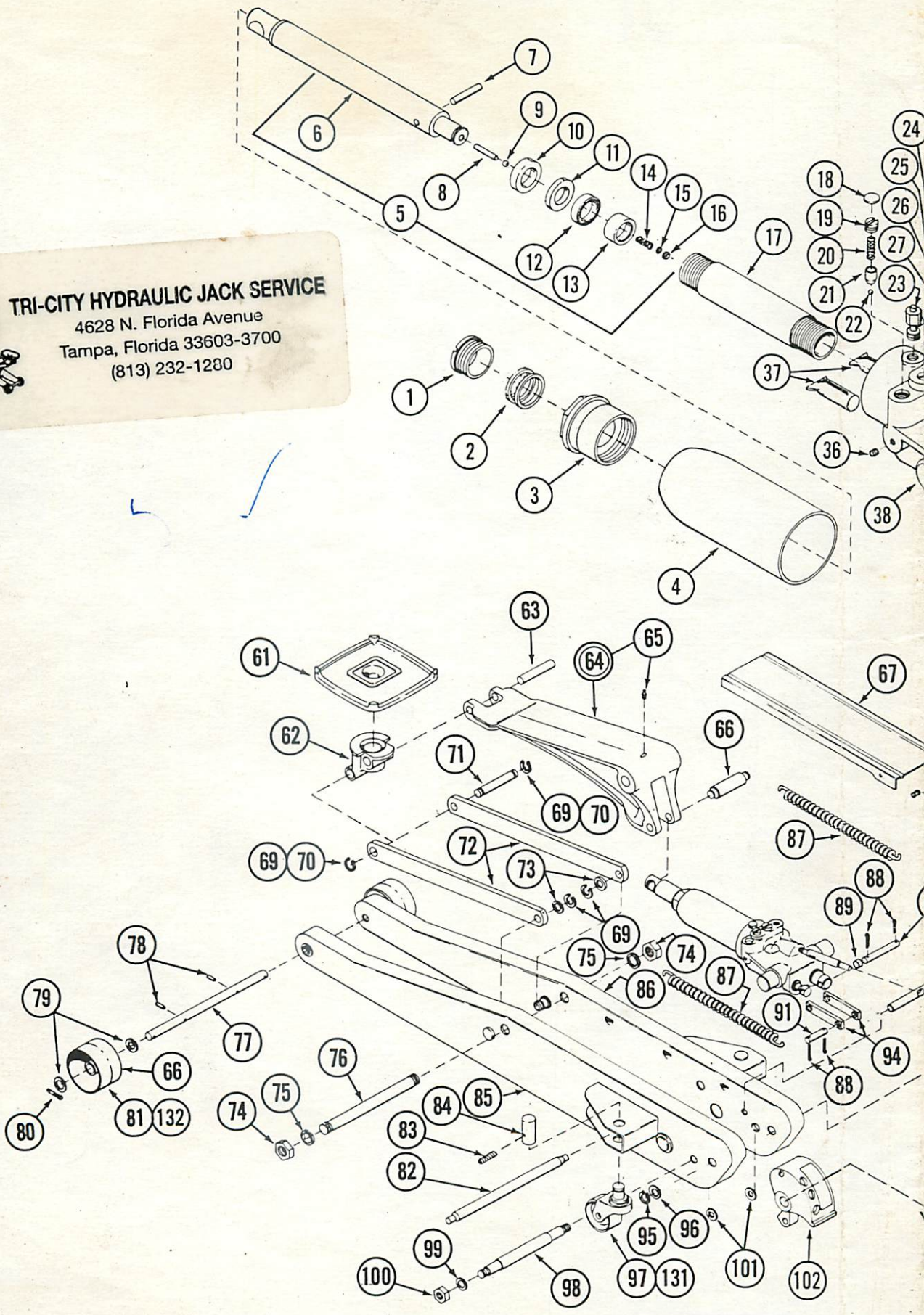
We have Factory-owned BRANCHES AND AUTHORIZED SERVICE DEPOTS located in the principal cities of the United States and Canada. They are operated by FACTORY TRAINED STAFFS and carry a comprehensive stock of REPAIR PARTS. Please contact the Factory or your Walker DISTRIBUTOR for location of Branch or Service Depot nearest you.

Walker Manufacturing GENERAL OFFICE: Racine, Wisconsin — MANUFACTURING PLANT AND SERVICE DEPARTMENT: Jonesboro, Arkansas — FACTORY SERVICE BRANCHES: Atlantic, Georgia — Cleveland, Ohio — Kansas City (Riverside), Missouri — Philadelphia, Pennsylvania.
Form 22297 11-74

NAPA 91-655

93655

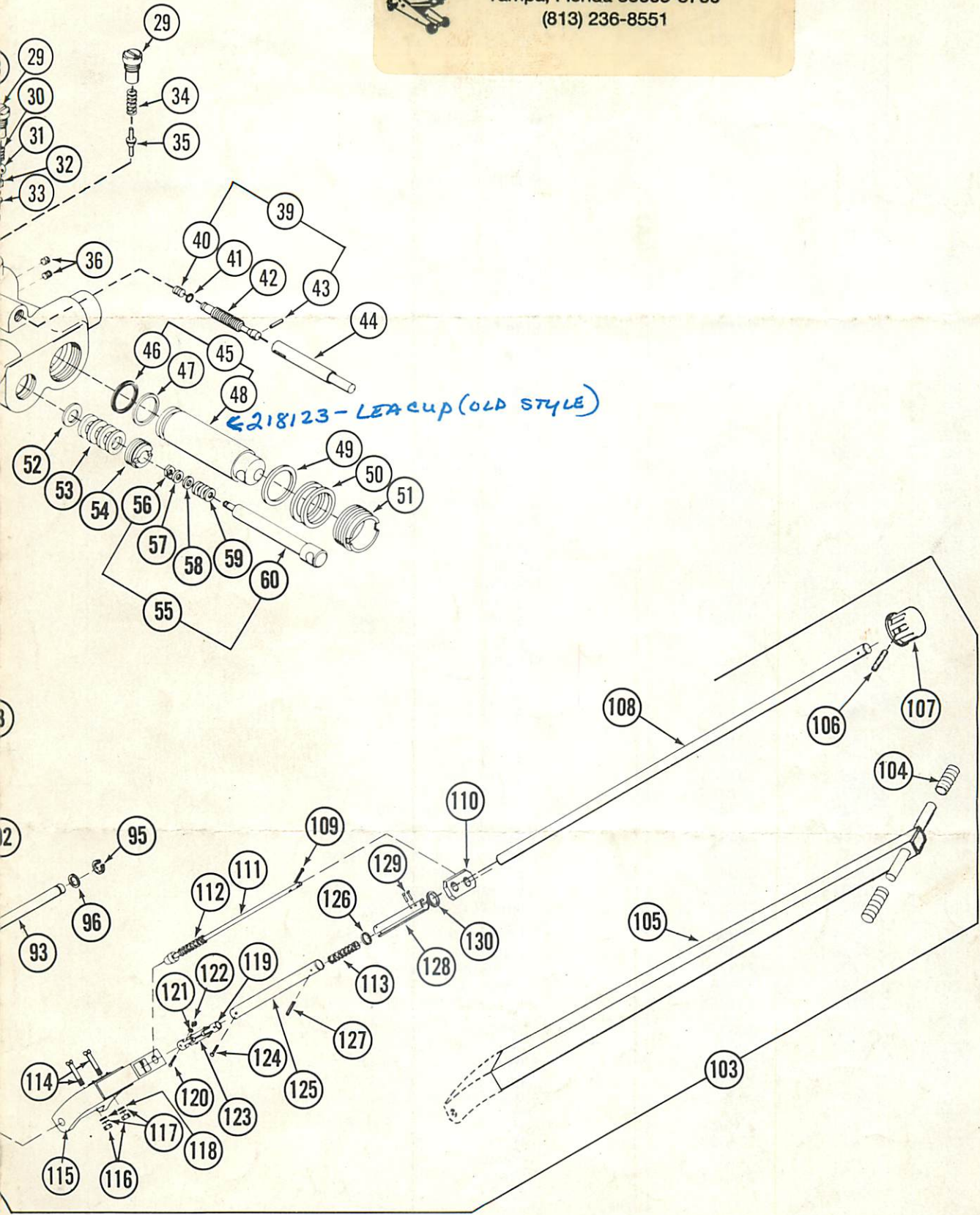
TRI-CITY HYDRAULIC JACK SERVICE
4628 N. Florida Avenue
Tampa, Florida 33603-3700
(813) 232-1280



ORDER BY PART NUMBER
SEE BACK PAGE FOR CO



TRI-CITY HYDRAULIC JACK SERVICE
 4628 N. Florida Avenue
 Tampa, Florida 33603-3700
 (813) 236-8551



NOT BY CODE NUMBER
 ETE NUMERICAL LISTING

MODEL 93655 SERIES "K"
 93656 SERIES "K"
 93657 SERIES "J"

4

Code No.	Part No.		Description
	2 Ton	4 Ton	
1	222062	222066	Gland Nut - Ram
2	226001 (2)	226002 (2)	Packing Ring - Ram
3	222061	222067	Tank Nut
4	221749	221765	Oil Tank
5	224767	224782	Ram Assembly
6	224840	224841	Ram
7	226328	226329	Cross Pin
8	225481	225482	Up-Stop Pin
9	203199	203199	Valve - Ball
10	221752	221768	Heel Plate
11	224836	224837	Washer - Back-Up
12	228256	228257	"U" Cup
13	225643	225643	"U" Cup Retainer
14	226331	226331	Spring - Up-Stop
15	223166	223166	Screen
16	210411	210411	Washer - Ram Screen
17	221750	221766	Cylinder - Ram
18	201733	201733	Exp. Plug
19	226373	226373	Adj. Nut - Overload Valve
20	226375	226375	Spring - Overload Valve
21	226376	226376	Adapter - Overload Valve
22	203196	203196	Ball Valve - Overload - 5/32
23	227095	227095	Filler Plug Assy.
24	204842	204842	Gasket - Pressure Plug
25	203201	203201	Ball Valve - Pressure - 5/16
26	221742	221742	Plug
27	203198	203198	Ball Valve - 7/32
28	226324	226324	Plug
29	222257 (2)	222257 (2)	Plug
30	222201	222201	Spring
31	203205	203205	Ball Valve - 7/16
32	221740	221740	Plug
33	203200	203200	Ball Valve - 9/32
34	221738	226353	Spring
35	221739	221739	Poppet Valve
36	210311 (3)	210311 (3)	Allen Plug - Pipe
37	222533 (2)	222533 (2)	Screen
38	229801	228283	Base
39	222095	222095	Release Stem Assy.
40	212227	212227	Release Valve
41	214555	214555	"O" Ring
42	212875	212875	Release Stem
43	220769	220769	Pin
44	226327	226327	Slotted Tube - Rel. Stem
45	222090	222098	Speed Pump Assy.
46	221758	221772	Quad Ring
47	221757	221771	Washer - Back Up
48	221756	221770	Speed Pump
49	204359	204372	Washer
50	213165 (2)	213171 (2)	Packing Ring
51	226315	226326	Gland Nut - Speed Pump
52	204402	204301	Washer (Gland) - Pressure Pump
53	222210 (2)	213152 (2)	Packing Ring - Pressure Pump
54	222209	226314	Gland Nut - Pressure Pump
55	222214	225528	Pressure Pump Assy.
56	224725	224725	Hex Nut
57	204235	218544	Washer
58	226397	218542	Rubber Washer
59	201826 (3)	201827 (3)	"V" Packing
60	222208	221744	Pressure Pump
61	226755	226755	Lifting Cap
62	221793	226295	Cap Housing
63	226319	221825	Pin - Lifting Cap
64	222091	222099	Bell Crank Assy.
65	226318 (3)	226318 (3)	Grease Fitting - Bell Crank/Front Wheels
66	221801	221829	Ram Pin



TRI-CITY HYDRAULIC JACK SERVICE
 4628 N. Florida Avenue
 Tampa, Florida 33603-3700
 (813) 236-8551

REPLACED BY
 234977 CAP - 70.76 - 7-97
 234978 HOUSING - N1A - 1-95

234977 CAP - 70.76 - 7-97
 234976 HOUSING - 52.08 - 7-97

One (1) part required per code no. unless part no. is followed by () - which is number required.

ORDER BY PART NUMBER, NOT BY CODE NUMBER
 SEE BACK PAGE FOR COMPLETE NUMERICAL LISTING

3

MODEL 93655 SERIES "K"
93656 SERIES "K"
93657 SERIES "J"

JOE FARINA'S
TRI-CITY HYDRAULIC SERVICE
4628 N. FLORIDA AVE.
TAMPA, FLORIDA 33603

Code No.	Part No.		Description
	2 Ton	4 Ton	
67	230395	230395	Unit Cover
68	223706 (2)	223706 (2)	Screw - Unit Cover
69	213925 (4)	221798 (2)	Retaining Ring - Parallel Link
70	—	221817 (2)	Retaining Ring - Parallel Link
71	221794	226319	Pin - Cap Housing
72	221792 (2)	221823 (2)	Parallel Link
73	204303 (2)	204303 (2)	Washer - Parrallel Link
74	203311 (2)	203313 (2)	Hex Nut
75	201478 (2)	201479 (2)	Washer - Fulcrum Pin
76	221790	221822	Fulcrum Pin
77	221787	221819	Front Axle
78	219509 (2)	219509 (2)	Roll Pin - Front Axle
79	204324 (4)	221778 (4)	Washer - Front Axle
80	204462 (2)	204465 (2)	Cotter Pin
81	226614 (2)	226615 (2)	Front Wheel (Steel)
82	221870	221869	Compression Bar
83	226120 (2)	226120 (2)	Set Screw - Caster
84	221865 (2)	221865 (2)	Sleeve - Caster
85	224370	224372	Side Plate - L.H.
86	224369	224371	Side Plate - R.H.
87	221800 (2)	221800 (2)	Spring - Pull Back
88	204444 (4)	204444 (4)	Cotter Pin - Pump Pin
89	221743	210225	Spacer
90	216646	216646	Pump Pin
91	216645	216645	Pump Pin
92	221799	221799	Universal Support Bearings
93	221795	221795	Handle Fulcrum Pin
94	226325 (2)	226325 (2)	Pump Link
95	221798 (2)	221798 (2)	Retaining Ring - Handle Fulcrum Pin
96	204343 (2)	204343 (2)	Washer - Handle Fulcrum Pin
97	226118 (2)	226119 (2)	Caster
98	221796	221796	Handle Bumper Pin
99	201110 (2)	201110 (2)	Lockwasher - Hdle. Bump. Pin
100	203299 (2)	203299 (2)	Hex Nut - Hdle. Bump. Pin
101	221828 (2)	221828 (2)	Washer - Hdle. Bumper
102	214700	214700	Handle Segment Assy.
103	227444	227444	Handle Assy.
104	221809 (2)	228881 (2)	Handle Grip
105	221781	221781	Handle & Cross Bar Assy.
106	221938	221938	Roll Pin - Knob
107	221937	221937	Release Knob
108	227400	227400	Turning Rod
109	204461	204461	Cotter Pin
110	227397	227397	Release Link
111	227442	227442	Plunger Rod Assy.
112	226372	226372	Spring - Plunger Rod
113	228875	228875	Spring - Univ. Extension
114	200472 (2)	200472 (2)	Bolt - Hdle. Socket
115	227394	227394	Handle Socket
116	203344 (2)	203344 (2)	Hex Nut - Hdle. Socket
117	209964 (2)	209964 (2)	Lockwasher - Hdle. Socket
118	204270 (2)	204270 (2)	Washer
119	213704	213704	Universal Assy.
120	226366	226366	Bolt - Univ. To Rod
121	201784	201784	Lockwasher - Univ. To Rod
122	203332	203332	Hex Nut - Univ. To Rod
123	228354	228354	Universal Assy.
124	202302	202302	Rivet - Univ. To Rod
125	227399	227399	Extension Rod
126	204303	204303	Washer - Univ. Ext. Spring Retainer
127	218987	218987	Roll Pin - Univ. Ext. Rod
128	227398	227398	Rod Connector
129	211341	211341	Rivet
130	204277	204277	Washer - Link
131	228026 (2)		Caster (For Model 9X-656)
132	228022 (2)		Wheel - Front (For Model 9X-656)

One (1) part required per code no. unless part no. is followed by () - which is number required.

ORDER BY PART NUMBER, NOT BY CODE NUMBER
SEE BACK PAGE FOR COMPLETE NUMERICAL LISTING

MODEL 93655 SERIES "K" - 2 TON
 93656 SERIES "K" - 2 TON
 93657 SERIES "J" - 4 TON



TRI-CITY HYDRAULIC JACK SERVICE

4628 N. Florida Avenue
 Tampa, Florida 33603-3700

(813) 236-8551
 Description

Code No.	Part No.		Description
	2 Ton	4 Ton	
67	230395	230395	Unit Cover
68	223706 (2)	223706 (2)	Screw - Unit Cover
69	213925 (4)	221798 (2)	Retaining Ring - Parallel Link
70	—	221817 (2)	Retaining Ring - Parallel Link
71	221794	226319	Pin - Cap Housing
72	221792 (2)	221823 (2)	Parallel Link
73	204303 (2)	204303 (2)	Washer - Parallel Link
74	203311 (2)	203313 (2)	Hex Nut
75	201478 (2)	201479 (2)	Washer - Fulcrum Pin
76	221790	221822	Fulcrum Pin
77	221787	221819	Front Axle
78	219509 (2)	219509 (2)	Roll Pin - Front Axle
79	204324 (4)	221778 (4)	Washer - Front Axle
80	204462 (2)	204465 (2)	Cotter Pin
81	226614 (2)	226615 (2)	Front Wheel (Steel)
82	221870	221869	Compression Bar
83	226120 (2)	226120 (2)	Set Screw - Caster
84	221865 (2)	221865 (2)	Sleeve - Caster
85	224370	224372	Side Plate - L.H.
86	224369	224371	Side Plate - R.H.
87	221800 (2)	221800 (2)	Spring - Pull Back
88	204444 (4)	204444 (4)	Cotter Pin - Pump Pin
89	221743	210225	Spacer
90	216646	216646	Pump Pin
91	216645	216645	Pump Pin
92	221799	221799	Universal Support Bearings
93	221795	221795	Handle Fulcrum Pin
94	226325 (2)	226325 (2)	Pump Link
95	221798 (2)	221798 (2)	Retaining Ring - Handle Fulcrum Pin
96	204343 (2)	204343 (2)	Washer - Handle Fulcrum Pin
97	226118 (2)	226119 (2)	Caster
98	221796	221796	Handle Bumper Pin
99	201110 (2)	201110 (2)	Lockwasher - Hdle. Bump. Pin
100	203299 (2)	203299 (2)	Hex Nut - Hdle. Bump. Pin
101	221828 (2)	221828 (2)	Washer - Hdle. Bumper
102	214700	214700	Handle Segment Assy.
103	227444	227444	Handle Assy.
104	221809 (2)	228881 (2)	Handle Grip
105	221781	221781	Handle & Cross Bar Assy.
106	221938	221938	Roll Pin - Knob
107	221937	221937	Release Knob
108	227400	227400	Turning Rod
109	204461	204461	Cotter Pin
110	227397	227397	Release Link
111	227442	227442	Plunger Rod Assy.
112	226372	226372	Spring - Plunger Rod
113	228875	228875	Spring - Univ. Extension
114	200472 (2)	200472 (2)	Bolt - Hdle. Socket
115	227394	227394	Handle Socket
116	203344 (2)	203344 (2)	Hex Nut - Hdle. Socket
117	209964 (2)	209964 (2)	Lockwasher - Hdle. Socket
118	204270 (2)	204270 (2)	Washer
119	213704	213704	Universal Assy.
120	226366	226366	Bolt - Univ. To Rod
121	201784	201784	Lockwasher - Univ. To Rod
122	203332	203332	Hex Nut - Univ. To Rod
123	228354	228354	Universal Assy.
124	202302	202302	Rivet - Univ. To Rod
125	227399	227399	Extension Rod
126	204303	204303	Washer - Univ. Ext. Spring Retainer
127	218987	218987	Roll Pin - Univ. Ext. Rod
128	227398	227398	Rod Connector
129	211341	211341	Rivet
130	204277	204277	Washer - Link
131	228026 (2)		Caster (For Model 9X-656)
132	228022 (2)		Wheel - Front (For Model 9X-656)

One (1) part required per code no. unless part no. is followed by () - which is number required.

ORDER BY PART NUMBER, NOT BY CODE NUMBER
 SEE BACK PAGE FOR COMPLETE NUMERICAL LISTING