




# SERVICE DIVISION

## Jack Parts Sheet

MODEL 93652  
SERIES "A", "B" & "C"

**2 TON CAPACITY**  
HYDRAULIC SERVICE JACK

*avoid using new pump # 234948 will result in more pump strokes to raise the lift cap. to maximum height*



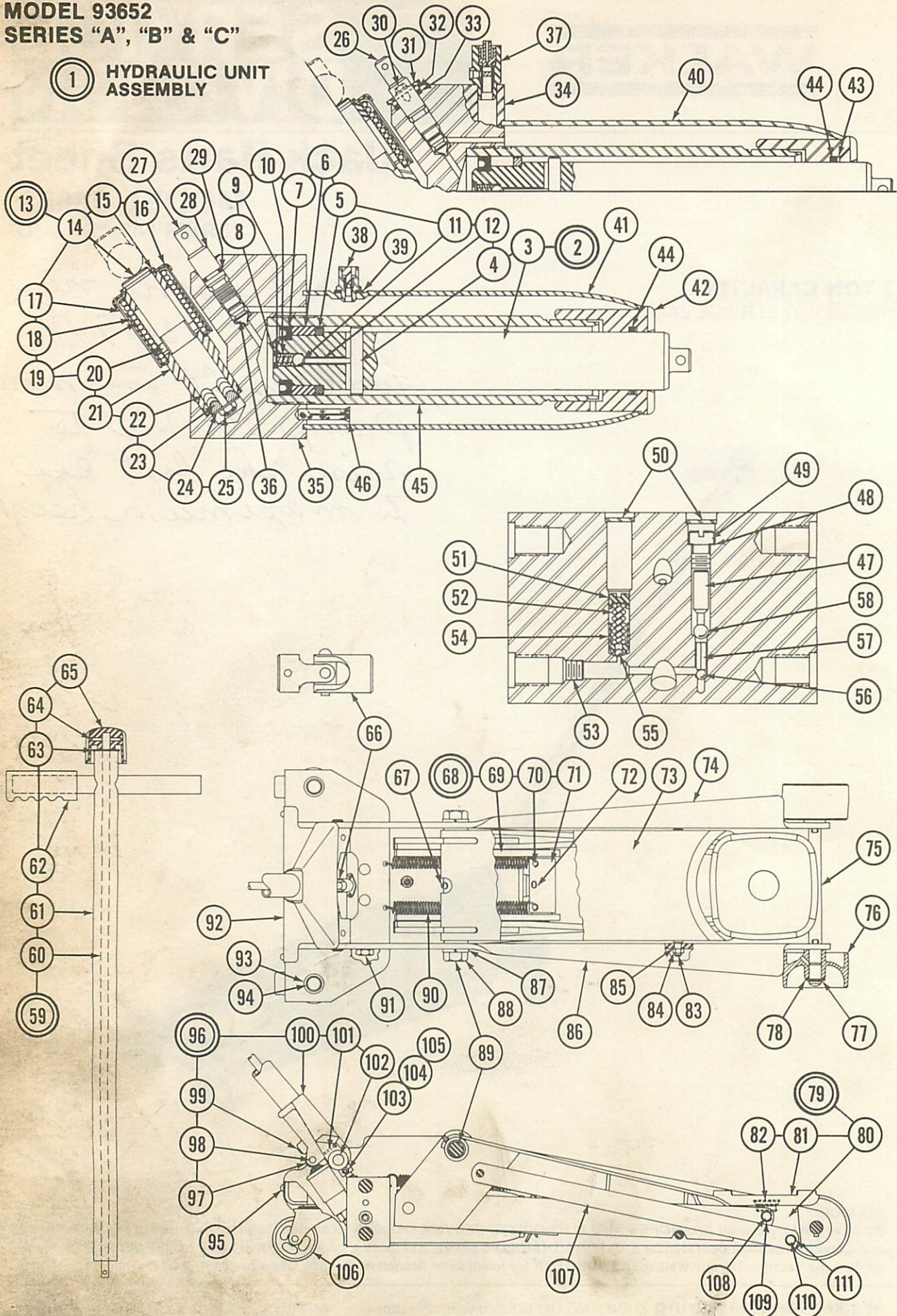
**SERVICE**

We have Factory-owned BRANCHES AND AUTHORIZED SERVICE DEPOTS located in the principal cities of the United States and Canada. They are operated by FACTORY TRAINED STAFFS and carry a comprehensive stock of REPAIR PARTS. Please contact the Factory or your Walker DISTRIBUTOR for location of Branch or Service Depot nearest you.

**Walker Manufacturing** GENERAL OFFICE: Racine, Wisconsin — MANUFACTURING PLANT AND SERVICE DEPARTMENT: Jonesboro, Arkansas — FACTORY SERVICE BRANCHES: Atlanta, Georgia — Cleveland, Ohio — Kansas City (Riverside), Missouri — Philadelphia, Pennsylvania — Sacramento, California.

**MODEL 93652  
SERIES "A", "B" & "C"**

**1 HYDRAULIC UNIT  
ASSEMBLY**



ORDER BY PART NUMBER, NOT BY CODE NUMBER

MODEL 93652  
SERIES "A", "B" & "C"

Code No.	Part No.	Description	Series	No. Req'd	Code No.	Part No.	Description	Series	No. Req'd
1	NOTE 1	Hydraulic Unit Assy.	A,B & C	—	57	226330	Spacer	A,B & C	1
2	230299	Ram Assy.	A,B & C	1	58	203201	Ball	A,B & C	1
3	230302	Ram	A,B & C	1	59	231568	Handle Assy.	A,B & C	1
4	226328	Cross Pin	A,B & C	1	60	230325	Handle Rod	A,B & C	1
5	230300	Back-up Washer	A,B & C	1	61	230327	Tube and Cross Bar	A,B & C	1
6	230301	Heel Plate	A,B & C	1	62	221809	Grip	A,B & C	2
7	228256	"U" Cup	A,B & C	1	63	230328	Washer	A,B & C	1
8	210411	Washer	A,B & C	1	64	221938	Rollpin	A,B & C	1
9	223166	Ram Screen	A,B & C	1	65	221937	Turning Knob	A,B & C	1
10	226331	Spring	A,B & C	1	66	231567	Universal Assy.	A,B & C	1
11	203199	Ball	A,B & C	1	67	226318	Grease Fitting	A,B & C	1
12	230824	Pin	A,B & C	1	68	230309	Cross Head & Link Assy.	A,B & C	1
13	227045	Pump Assy.	A,B & C	1	69	230310	Pull Link	A,B & C	2
14	226350	Pump Piston	A,B & C	1	70	226335	Stud	A,B & C	2
15	201803	Retainer	A,B & C	1	71	230311	Cross Head	A,B & C	1
16	226365	Cap	A,B & C	1	72	230399	Cotter Pin	A,B & C	1
17	226356	Pump Sleeve	A,B & C	1	73	230303	Bell Crank	A,B & C	1
18	226357	Pump Sleeve - Bottom	A,B & C	1	74	230314	L. H. Sideplate Assy.	A,B & C	1
19	226348	Spring	A,B & C	1	75	221716	Front Axle	A,B & C	1
20	201142	Cross Pin	A,B & C	1	76	226614	Front Wheel	A,B & C	2
21	226339	Cylinder	A,B & C	1	77	214557	Retaining Ring	A,B & C	2
22	201828	"V" Packing	A,B & C	3	78	204324	Washer	A,B & C	2
23	226351	Adapter	A,B & C	1	79	221701	Cap Housing Assy.	A,B & C	1
24	204233	Washer	A,B & C	1	80	226491	Cap Housing	A,B & C	1
25	224725	Nut	A,B & C	1	81	221702	Cap	A,B & C	1
26	218413	Release Stem	A & B	1	82	226355	Stud	A,B & C	1
27	233376	Release Stem Assy.	C	1	83	221704	Spacer Pin	A,B & C	1
28	224869	Release Stem	C	1	84	203275	Nut	A,B & C	2
29	216143	"O" Ring	C	1	85	201789	Lockwasher	A,B & C	2
30	222940	Screw	A & B	2	86	230417	R. H. Sideplate Assy.	A,B & C	1
31	218414	Retaining Plate	A & B	1	87	201478	Lockwasher	A,B & C	2
32	212374	Back-up Washer	A & B	1	88	203311	Nut	A,B & C	2
33	212375	"O" Ring	A & B	1	89	210700	Fulcrum Pin	A,B & C	1
34	NOTE 2	Unit Block	A & B	1	90	230312	Spring	A,B & C	2
35	233140	Unit Block	C	1	91	226364	Bolt	A,B & C	4
36	218043	Release Valve	A,B & C	1	92	221723	Shroud	A,B & C	1
37	227095	Filler/Vent Plug	A	1	93	204324	Washer	A,B & C	2
38	212540	Filler/Vent Plug	B & C	1	94	214557	Retaining Ring	A,B & C	2
39	200003	Gasket	B & C	1	95	221724	Drive Screw	A,B & C	2
40	NOTE 3	Oil Tank	A	1	96	230322	Handle Socket Assy.	A,B & C	1
41	231675	Oil Tank	B & C	1	97	226334	Roller	A,B & C	1
42	225516	Tank Nut	A,B & C	1	98	213915	Roller Pin	A,B & C	1
43	221747	Back-up Washer	NOTE 4	1	99	230323	Set Screw	A,B & C	1
44	221748	Quad Ring	A,B & C	1	100	230400	Handle Socket	A,B & C	1
45	230823	Cylinder	A,B & C	1	101	202359	Rivet	A,B & C	2
46	221318	Screen	A,B & C	1	102	226336	Pin	A,B & C	2
47	211014	Spacer	A,B & C	1	103	226366	Bolt	A,B & C	1
48	204842	Gasket	A,B & C	1	104	201784	Washer	A,B & C	1
49	211013	Pressure Plug	A,B & C	1	105	203332	Nut	A,B & C	1
50	201733	Expansion Plug	A,B & C	2	106	225602	Caster	A,B & C	2
51	226373	Adj. Nut	A,B & C	1	107	230315	Parallel Link	A,B & C	2
52	226375	Spring	A,B & C	1	108	221703	Pin	A,B & C	1
53	210311	Plug	A,B & C	1	109	201801	Retaining Ring	A,B & C	2
54	226376	Adapter	A,B & C	1	110	226349	Pin	A,B & C	1
55	203196	Ball	A,B & C	1	111	201801	Retaining Ring	A,B & C	2
56	203198	Ball	A,B & C	1					

NOTE 1 — Contact Factory or nearest Authorized Service Depot when complete unit assembly is needed.

NOTE 2 — This base does not provide for Filler/Vent opening as in early production. When used on early design, it will require use of 231641 Oil Tank and 231316 Filler/Vent plug. Also add 233376 Release Stem Assembly, as release gland cover is removed on late production.

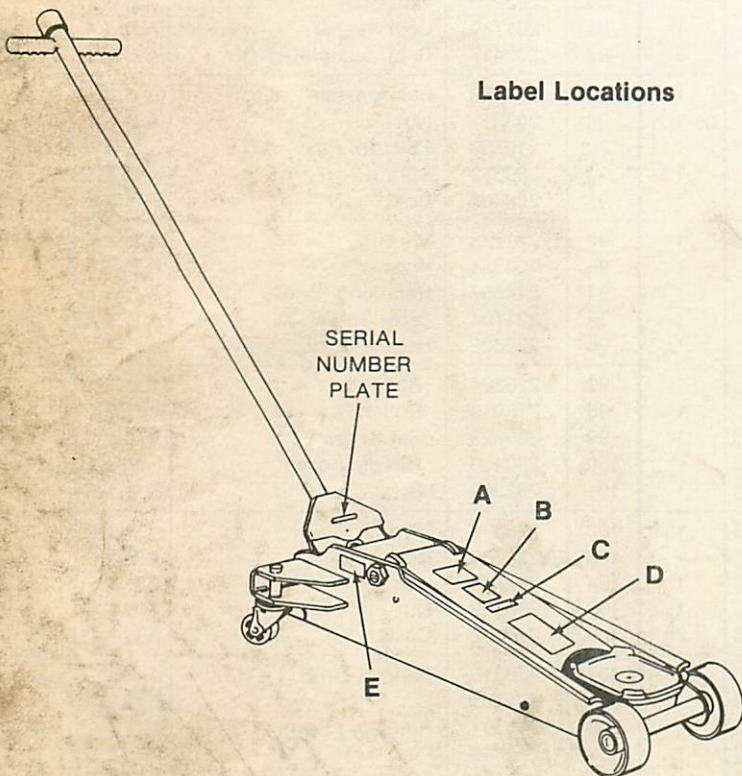
NOTE 3 — Provides hole for Filler/Vent screw on late production. Should be sealed with 212540 Filler Screw and 200003 Gasket when used on early production unit with Filler/Vent in base.

NOTE 4 — Not used on late production.

240524

**MODEL 93652**  
**SERIES "A", "B" & "C" NUMERICAL LISTING OF PARTS**

Part No.	Code No.	Part No.	Code No.	Part No.	Code No.	Part No.	Code No.
200003	39	216143	29	226339	21	230322	96
201142	20	218043	36	226348	19	230323	99
201478	87	218413	26	226349	110	230325	60
201733	50	218414	31	226350	14	230327	61
201784	104	221318	46	226351	23	230328	63
201789	85	221701	79	226355	82	230399	72
201801	109, 111	221702	81	226356	17	230400	100
201803	15	221703	108	226357	18	230417	86
201828	22	221704	83	226364	91	230823	45
202359	101	221716	75	226365	16	230824	12
203196	55	221723	92	226366	103	231567	66
203198	56	221724	95	226373	51	231568	59
203199	11	221747	43	226375	52	231675	41
203201	58	221748	44	226376	54	233140	37
203275	84	221809	62	226491	80	233376	27
203311	88	221937	65	226614	86		
203332	105	221938	64	227045	13		
204233	24	222940	30	227095	37		
204324	78, 93	223166	9	228256	7		
204842	48	224725	25	230299	2		
210311	53	224869	28	230300	5		
210411	8	225516	42	230301	6		
210700	89	225602	106	230302	3		
211013	49	226318	67	230303	73		
211014	47	226328	4	230309	68		
212374	32	226330	57	230310	69		
212375	33	226331	10	230311	71		
212540	38	226334	97	230312	90		
213915	98	226335	70	230314	74		
214557	77, 94	226336	102	230315	107		



**A**

**INSTRUCTIONS**

1. This jack is equipped with automatic anti-leak fluid return system.  
 2. KEEP FILLED WITH OIL. To inspect oil, remove the dipper plug. Add hydraulic jack fluid and replace dipper plug. Use 20W/40 motor oil.  
 3. Check oil level frequently.  
**CAUTION: DO NOT USE BRAKE OR SWITCH AS LATCHES. FILLED. These contain hydraulic fluid which is under high pressure.**  
 4. Lubricate all movable parts frequently.

**CAUTION**

THIS JACK IS DESIGNED FOR RAISING & LOWERING LOADS ONLY AFTER RAISING A LOAD ALWAYS USE JACK STANDS FOR SUPPORT IF BEFORE LIFTING. OVERHEATING OF OIL DURING RAISING DO NOT OVER LOAD THE JACK OR JACK STANDS BEYOND THEIR RATED CAPACITY.

**FOR YOUR SAFETY**

**B**

**2  
TON**

**C**

**93652**

**D**

**WALKER**

**E**

**WALKER**

MODEL  RANGE

SERIES  TONS CAP.

WALKER MANUFACTURING RACINE WISCONSIN



**Walker Manufacturing**  
 Division of Tenneco Automotive

1201 Michigan Boulevard  
 Racine, Wisconsin 53402