

WALKER

**SERVICE
DIVISION**

Jack Parts Sheet

MODEL 93630

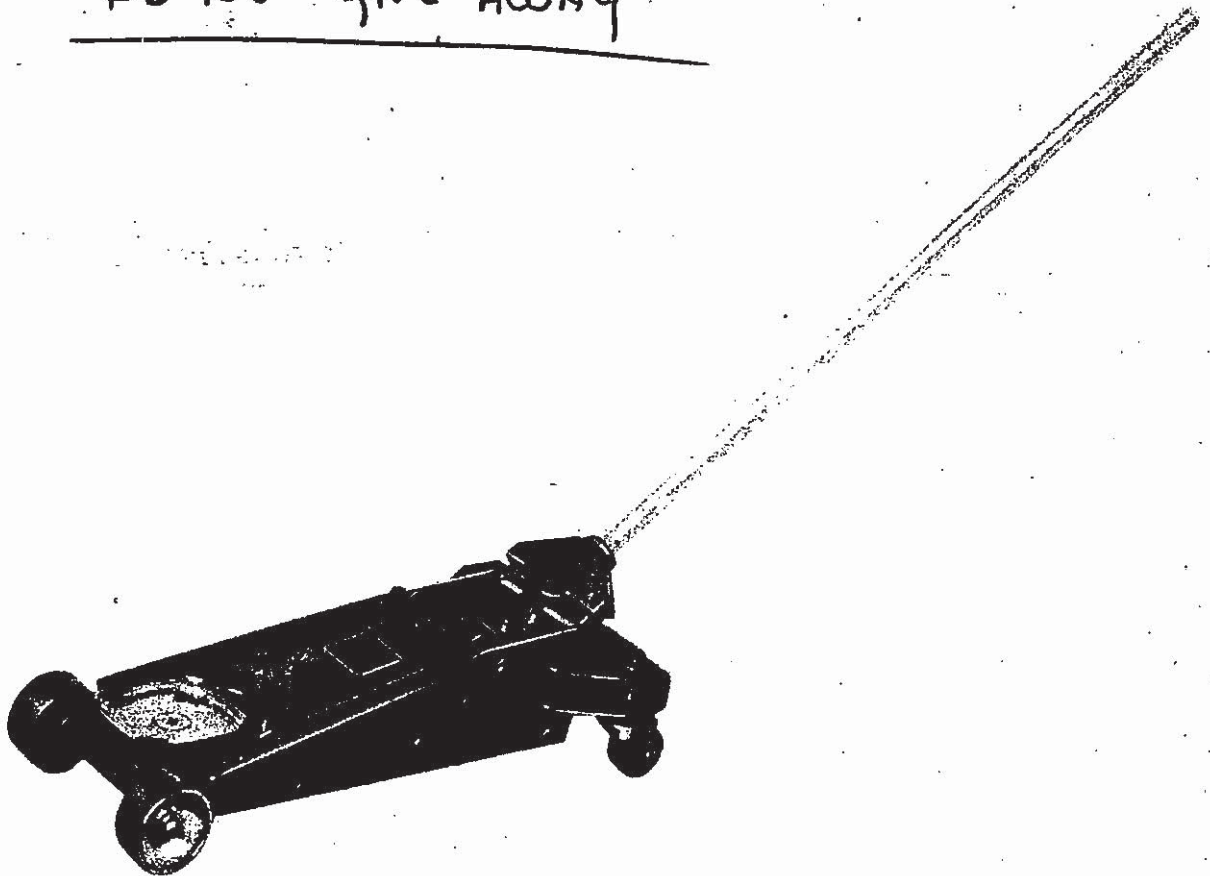
SERIES "A"

MODEL 93632 (was J-122)

SERIES "A, C & E"

**1½ TON CAPACITY
HYDRAULIC SERVICE JACK**

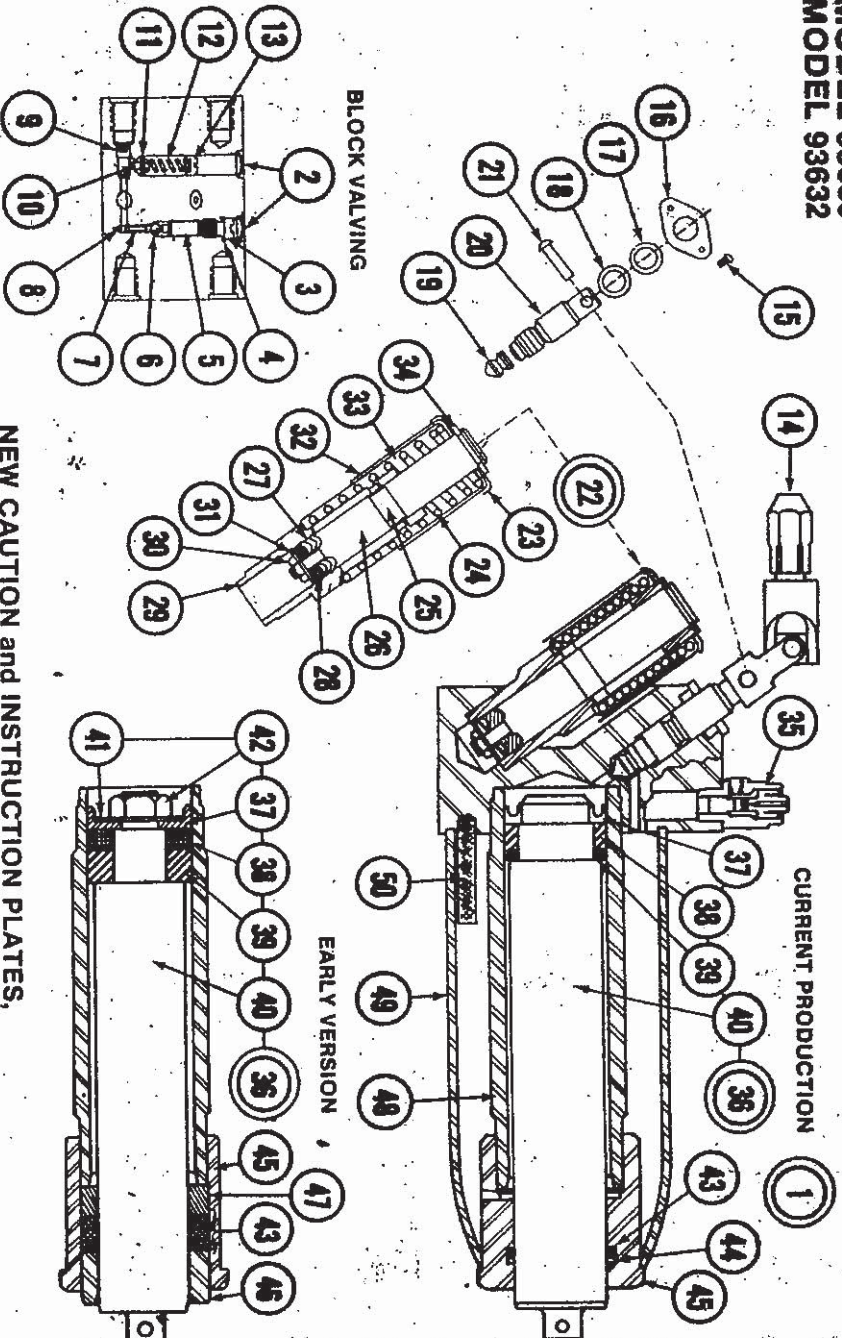
Do not give away



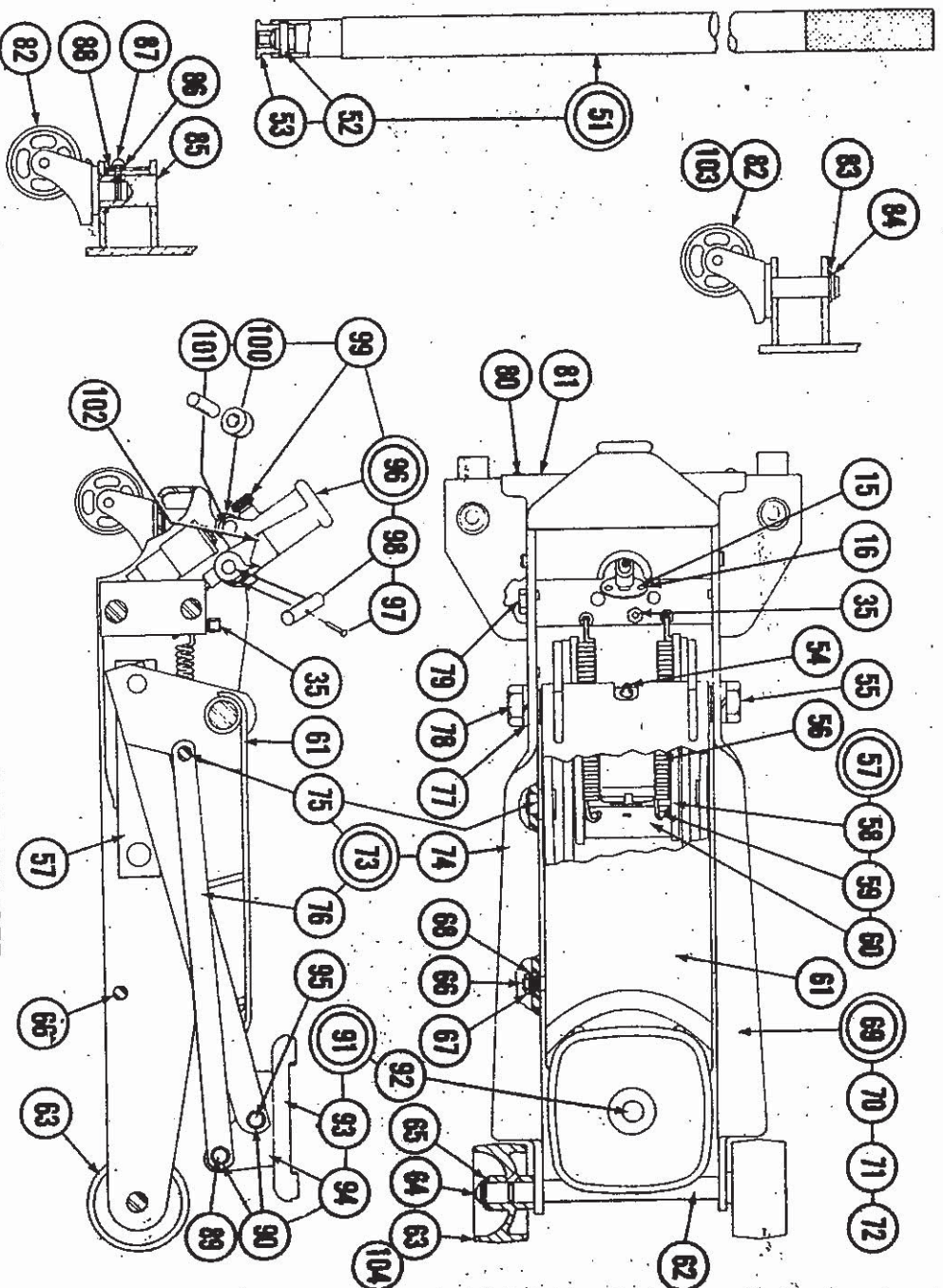
SERVICE

We have Factory-owned BRANCHES AND AUTHORIZED SERVICE DEPOTS located in the principal cities of the United States and Canada. They are operated by FACTORY TRAINED STAFFS and carry a comprehensive stock of REPAIR PARTS. Please contact the Factory or your Walker DISTRIBUTOR for location of Branch or Service Dept nearest you.

Walker Manufacturing GENERAL OFFICE: Racine, Wisconsin — MANUFACTURING PLANT AND SERVICE DEPARTMENT: Jonesboro, Arkansas — FACTORY SERVICE BRANCHES: Atlanta, Georgia — Cleveland, Ohio — Kansas City (Riverside), Missouri — Philadelphia, Pennsylvania.



NEW CAUTION and INSTRUCTION PLATES,
must be replaced on every repair.



ORDER BY PART NUMBER, NOT CODE NUMBER
SEE BACK PAGE FOR COMPLETE NUMERICAL LISTING

| Code No. | Part Number | | Description | No. Req'd. | Code No. | Part Number | | Description | No. Req'd. | | | | | | | |
|----------|-------------|--------------|---|------------|----------|-------------|--------------|--|------------|--|---|----|--------|----------|-------------------|---|
| | Series A | Series C & E | | | | Series A | Series C & E | | | | | | | | | |
| 1 | 93632 | 93630 | Hydraulic Unit Assy. Plug-Expansion Plug-Pressure Gasket-Pressure Plug Spacer-Discharge | 1 | 56 | 225924 | Series A | Spring Cross Head Assembly Link Stud-Spring # Cross Head | 2 | | | | | | | |
| 2 | 201733** | 93630 | | | | | | | | | | | | | | |
| 3 | 211013 | Series A | | | | | | | | | | | | | | |
| 4 | 204842 | Series C & E | | | | | | | | | | | | | | |
| 5 | 211014 | Series C & E | | | | | | | | | | | | | | |
| 6 | 203201 | Series C & E | Valve-Discharge Spacer-Suction Valve-Suction Plug Valve-Safety | 1 | 61 | 221705 | Series A | Bell Crank Assy. Axle-Front Wheel-Front (Steel) Retaining Ring Washer | 1 | | | | | | | |
| 7 | 226330 | Series C & E | | | | | | | | | | | | | | |
| 8 | 203198 | Series C & E | | | | | | | | | | | | | | |
| 9 | 210311 | Series C & E | | | | | | | | | | | | | | |
| 10 | 203196** | Series C & E | | | | | | | | | | | | | | |
| 11 | 226376** | Series C & E | | | | | | | | Adapter-Safety Spring-Safety Adi. Nut-Safety Universal Assy. Screw | 1 | 66 | 221704 | Series A | Pin-Spacer Nut | 1 |
| 12 | 226375** | Series C & E | | | | | | | | | | | | | | |
| 13 | 226373** | Series C & E | | | | | | | | | | | | | | |
| 14 | 228349 | Series C & E | | | | | | | | | | | | | | |
| 15 | 222940 | Series C & E | | | | | | | | | | | | | | |
| 16 | 218414 | Series C & E | Retainer Plate Washer-Retainer "O" Ring Release Valve, Release Stem | 1 | 71 | 226342 | Series A | Stud (See Code #75) Link (See Code #76) Side Plate Assy. - R.H. Side Plate - R.H. Stud | 1 | | | | | | | |
| 17 | 212374 | Series C & E | | | | | | | | | | | | | | |
| 18 | 212375 | Series C & E | | | | | | | | | | | | | | |
| 19 | 218043 | Series C & E | | | | | | | | | | | | | | |
| 20 | 218413 | Series C & E | | | | | | | | | | | | | | |
| 21 | 211341 | Series C & E | Rivet Pump Assembly Cover Spring Crosspin | 1 | 76 | 226345 | Series A | Link Lockwasher Nut | 1 | | | | | | | |
| 22 | 227045 | Series C & E | | | | | | | | | | | | | | |
| 23 | 226365 | Series C & E | | | | | | | | | | | | | | |
| 24 | 226348 | Series C & E | | | | | | | | | | | | | | |
| 25 | 201142 | Series C & E | | | | | | | | | | | | | | |
| 26 | 226350 | Series C & E | Piston "V" Chevrons Adaptor Cylinder Nut | 1 | 81 | 221723 | Series A | Shroud Caster (Steel) Washer Retaining Ring Sleeve-Caster | 1 | | | | | | | |
| 27 | 201828 | Series C & E | | | | | | | | | | | | | | |
| 28 | 226351 | Series C & E | | | | | | | | | | | | | | |
| 29 | 226339 | Series C & E | | | | | | | | | | | | | | |
| 30 | 212170 | Series C & E | | | | | | | | | | | | | | |
| 31 | 204233 | Series C & E | Washer Lower Sleeve Top Sleeve Retainer Filler Plug/Vent | 1 | 86 | 201785 | Series A | Lockwasher Set Screw Washer Pin-Cap Hsg. to Link Retaining Ring | 2 | | | | | | | |
| 32 | 226357 | Series C & E | | | | | | | | | | | | | | |
| 33 | 226356 | Series C & E | | | | | | | | | | | | | | |
| 34 | 201803 | Series C & E | | | | | | | | | | | | | | |
| 35 | 227095 | Series C & E | | | | | | | | | | | | | | |
| 36 | Note #1 | 225518 | Ram Assembly "J" Cup Heel Plate Back-Up Washer Ram | 1 | 91 | 221701 | Series A | Cap Housing Assembly Stud Cap Housing Pin-Cap Hsg. to Ball Ck. | 1 | | | | | | | |
| 37 | 200501 | Series C & E | | | | | | | | | | | | | | |
| 38 | G-19691 | 224760 | | | | | | | | | | | | | | |
| 39 | G-19681 | 224867 | | | | | | | | | | | | | | |
| 40 | Note #2 | 225517 | | | | | | | | | | | | | | |
| 41 | 204286 | Series C & E | Washer Nut Quad Ring Back-Up Washer Tank Nut | 1 | 96 | 230486 | Series A | Handle Socket Assy. Rivet Pin Thumb Screw Roller | 1 | | | | | | | |
| 42 | 203287 | Series C & E | | | | | | | | | | | | | | |
| 43 | 213167▲ | Series C & E | | | | | | | | | | | | | | |
| 44 | Note #3 | 225516 | | | | | | | | | | | | | | |
| 45 | Note #3 | 225516 | | | | | | | | | | | | | | |
| 46 | G-16431 | 230404 | Gland Nut Ram Guide Ring Cylinder Oil Tank Screen-Suction | 1 | 101 | 213915 | Series A | Pin-Roller Handle Socket Caster (Model 93630) Wheel (Model 93630) | 1 | | | | | | | |
| 47 | G-19651 | 230404 | | | | | | | | | | | | | | |
| 48 | 226347 | Series C & E | | | | | | | | | | | | | | |
| 49 | 226346 | Series C & E | | | | | | | | | | | | | | |
| 50 | 221318† | Series C & E | | | | | | | | | | | | | | |
| 51 | 228110 | Series C & E | Handle Assembly Groove Pin Hex End Grease Fitting Fulcrum Pin | 1 | 102 | 228208 | Series A | | 2 | | | | | | | |
| 52 | 212908 | Series C & E | | | | | | | | | | | | | | |
| 53 | 226112 | Series C & E | | | | | | | | | | | | | | |
| 54 | 226318 | Series C & E | | | | | | | | | | | | | | |
| 55 | 210700 | Series C & E | | | | | | | | | | | | | | |

*Contact Factory or nearest Authorized Service Depot when complete Unit Assembly is needed.
**Repairs not recommended without required special tools and test equipment.
▲3 Required
†Service Substitute

Note #1 If complete Ram Assembly is required order 225518.
Note #2 If Ram is required order 225518 complete Ram Assembly
Note #3 Use 1 ea. 225516, 221747 and 221748.