

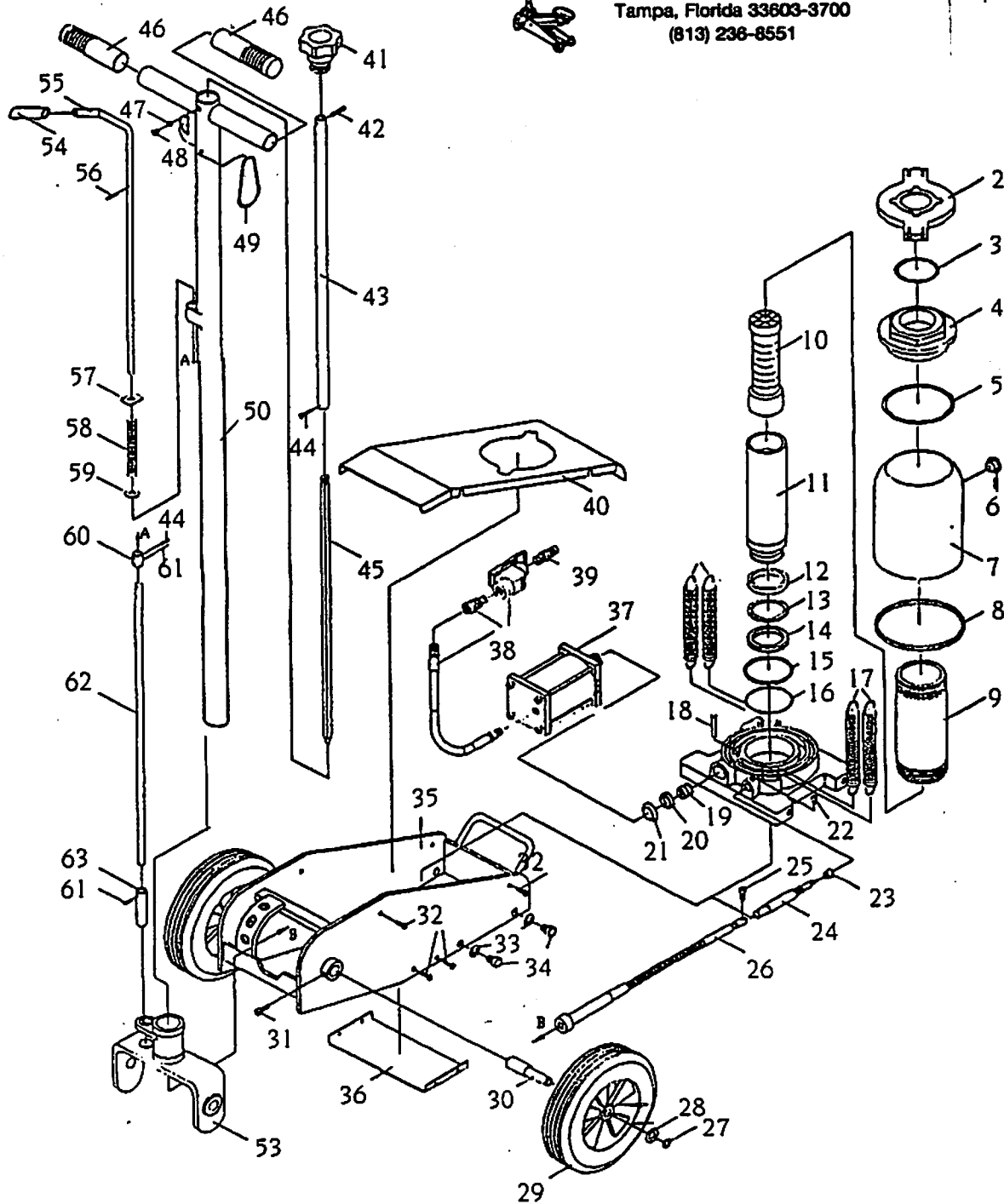
MODEL 6620A - OPERATING MANUAL & PARTS BREAKDOWN

JSA20A



TRI-CITY HYDRAULIC JACK SERVICE

4628 N. Florida Avenue
Tampa, Florida 33603-3700
(813) 238-8551



AD&A2C



PARTS BREAKDOWN AND OPERATING MANUAL

MODEL JSA20A
20 Ton Capacity
Air Hydraulic Jack



TRI-CITY HYDRAULIC JACK SERVICE

4628 N. Florida Avenue
Tampa, Florida 33603-3700
(813) 236-8551

Operating Instructions:

To Raise: Turn release valve at top of handle clockwise to tighten.

To Lower: Turn counter clockwise.

Plug air hose into air valve and depress trigger.

Put oil in air line at least once a day to lubricate pump mechanisms and prevent wear.

To change position of handle, raise lever, align with hole and release to lock.

Assembly Instructions:

This tool comes pre-assembled except for the handle. Place handle into handle block and tighten screw into handle.



WARNING

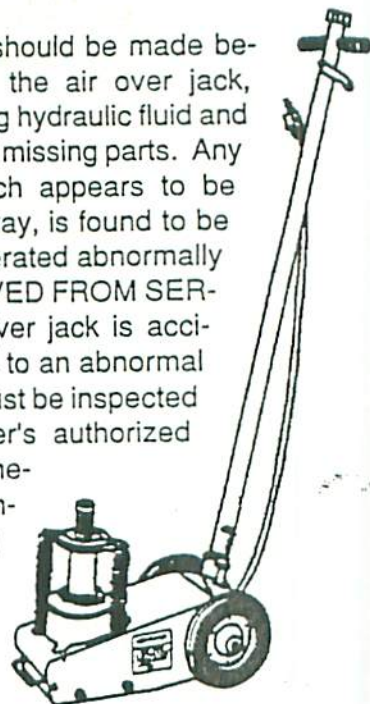


FOR YOUR SAFETY & TO PREVENT INJURY

This is a lifting device **ONLY**. Immediately support load by other appropriate means after lifting. **DO NOT OVERLOAD**. Overloading can cause damage to or failure of the jack. Make sure load is centered on ram. Lift only on areas of the vehicle as specified by the vehicle manufacturer. This jack is designed for use only on hard, level surfaces capable of sustaining the load. Use on other than hard level surfaces can result in instability of jack and possible loss of load. Read, study and understand all manufacturers instructions before using the jack. Failure to heed these warnings may result in loss of load, damage to jack and/or failure resulting in personal injury or property damage. Visual inspection should be made before each use of the jack, checking for leaking hydraulic fluid and **damaged, loose or missing parts**.

Inspection:

Visual inspection should be made before each use of the air over jack, checking for leaking hydraulic fluid and damaged, loose or missing parts. Any air over jack which appears to be damaged in any way, is found to be badly worn, or operated abnormally **MUST BE REMOVED FROM SERVICE**. If the air over jack is accidentally subjected to an abnormal load or shock it must be inspected by a manufacturer's authorized repair facility immediately. It is recommended that an annual inspection of the air over jack be made by a manufacturer's authorized repair facility



and that any defective parts, decals, or warning labels be replaced with manufacturer's specified parts. A list of authorized repair facilities is available from the manufacturer.

Owner/User Responsibility:

The owner and/or user must have an understanding of the manufacturer's operating instructions and warnings before using the transmission jack. Warning information should be emphasized and understood. If the operator is not fluent in English the manufacturer's instructions and warnings shall be read to and discussed with the operator in the operator's native language by the purchaser/owner, making sure that the operator **comprehends** its contents.

Owner and/or user must study and maintain for future reference the **manufacturer's instructions**.

MODEL JSA20A PARTS BREAKDOWN LIST



TRI-CITY HYDRAULIC JACK SERVICE

4628 N. Florida Avenue
Tampa, Florida 33603-3700
(813) 236-8551

Item No.	Description	QTY.	Item No.	Description	QTY.
1	Screw Ext.	1	61	Screw (Spring)	1
2	Saddle	1	62	Nut	1
3	Cylinder Rod	1	63	Lock Washer	4
* 4	Teflon Ring	1	64	Hex Screw	1
* 5	Cup Seal	1	65	Air Pump Motor Screw	4
6	Brass Bushing	1	66	End Cap Screw	4
* 7	Snap Ring	1	67	Threaded Pipe Joint	1
* 8	Wiper Seal	1	68	Pipe Joint Elbow	1
9	Spanner Ring	1	69	(Hose) Pipe Joint	1
* 10	O-Ring	1	70	Hose Clamp	2
11	Oil Reservoir	1	71	Hose Spring	1
12	Pump Housing	1	72	Hose Spring	1
* 13	Steel Ball	2	73	Pipe Joint (Air Valve)	1
14	Overload Spring	1	74	Screen	1
15	Flat Screw	1	75	Trigger, Valve Housing	1
* 16	O-Ring	1	76	Air Chuck	1
17	Screw	1	77	Trigger Lock Ring	1
18	Spring	1	78	Universal Joint	2
19	Separator	1	79	Connecting Block	2
* 20	Steel Ball	1	80	Universal Joint (Long)	1
21	Spring	1	81	Roll Pin	6
* 22	Copper Ring	1	82	Roll Pin	1
23	Screw	1	83	Universal Joint	1
* 24	Copper Ring	1	84	Connecting Rod	1
25	Plunger Cylinder	1	85	Trigger Lever Pin	1
* 26	O-Ring	1	86	Brass Trigger Valve	1
* 27	Leather Packing	1	87	O-Ring	1
28	Brass Bushing	1	88	O-Ring	1
29	Plunger Nut	1	89	Plunger (Trigger)	1
30	Spring	1	90	Cup Washer	1
31	Spring Seat	1	91	Spring Trigger	1
32	Plunger	1	92	Stopper (Rod)	1
33	Clamp Ring	1	93	Spring	1
34	Air Piston	1	94	Washer	1
* 35	Teflon Piston Ring	1	95	Cotter Pin	1
* 36	O-Ring	1	96	T-Handle	1
* 37	Back Up Piston Ring	1	97	Lever (Lock)	1
38	Air Piston, Cylinder	1	98	Roll Pin	1
* 39	O-Ring	1	99	Bolt	2
* 40	Guide Packing	1	100	Handle Grip	2
41	Steel Ring	1	101	Handle Connecting Rod	1
42	Piston Guide	1	102	Roll Pin	1
* 43	O-Ring	2	103	Release Knob	1
* 44	O-Ring	1	104	Screw (Handle)	1
45	Trigger Lever	1	105	Lock Washer	1
46	Air Pump Case, End	1	106	Handle Fork	1
* 47	O-Ring	1	107	Handle Fork Bracket	1
48	End Cap	1	108	Frame (Left)	1
* 49	Brass Ring	1	108-1	Frame (Right)	1
* 50	O-Ring	1	109	Wheel	2
51	Release Valve Cylinder	1	110	Bolt	4
* 52	Steel Ball	1	111	Screw	4
* 53	O-Ring	1	112	C-Screw	2
54	Release Valve	1	113	Screw	4
55	Brass Packing	1	114	Flat Washer	2
56	Snap Ring	1	115	Screw	4
* 57	Teflon Ring	1	116	Lock Washer	4
* 58	O-Ring	3	117	Cover (Upper)	1
59	Return Spring	4	118	Cover (Lower)	1
60	Spring Guide	1	119	Lock Washer	4

* Indicates these items are only available in seal kit (JSA20A-SK). Items 92 thru 103 are only available as the handle assy. (JSA20A-HA)

MAC TOOL PARTS PRICING
MODEL JSA20A



TRI-CITY HYDRAULIC JACK SERVICE

4628 N. Florida Avenue
Tampa, Florida 33603-3700
(813) 236-8551

<u>PART NUMBER</u>	<u>DESCRIPTION</u>
6620-01	SCREW EXT.
6620-02	SADDLE
6620-03	CYLINDER ROD
6620-30	SPRING
6620-32	PLUNGER
6620-34	AIR PISTON
6620-54	RELEASE VALVE
6620-59	RETURN SPRING
6620-60	SPRING GUIDE
6620-75	TRIGGER, VALVE HOUSING
6620-78	UNIVERSAL JOINT
6620-79	CONNECTING BLOCK
6620-80	UNIVERSAL JOINT (LONG)
6620-81	ROLL PIN
6620-82	ROLL PIN
6620-83	UNIVERSAL JOINT
6620-84	CONNECTING ROD
6620-106	HANDLE FORK
6620-109	WHEEL
6620HNDLASSY	HANDLE ASSEMBLY
6620-SK	SEAL KIT

ALL PARTS ARE AVAILABLE FOR THIS MODEL JSA20A
EXCEPT WHERE SHOWN OTHERWISE
PRICES & AVAILABILITY SUBJECT TO CHANGE

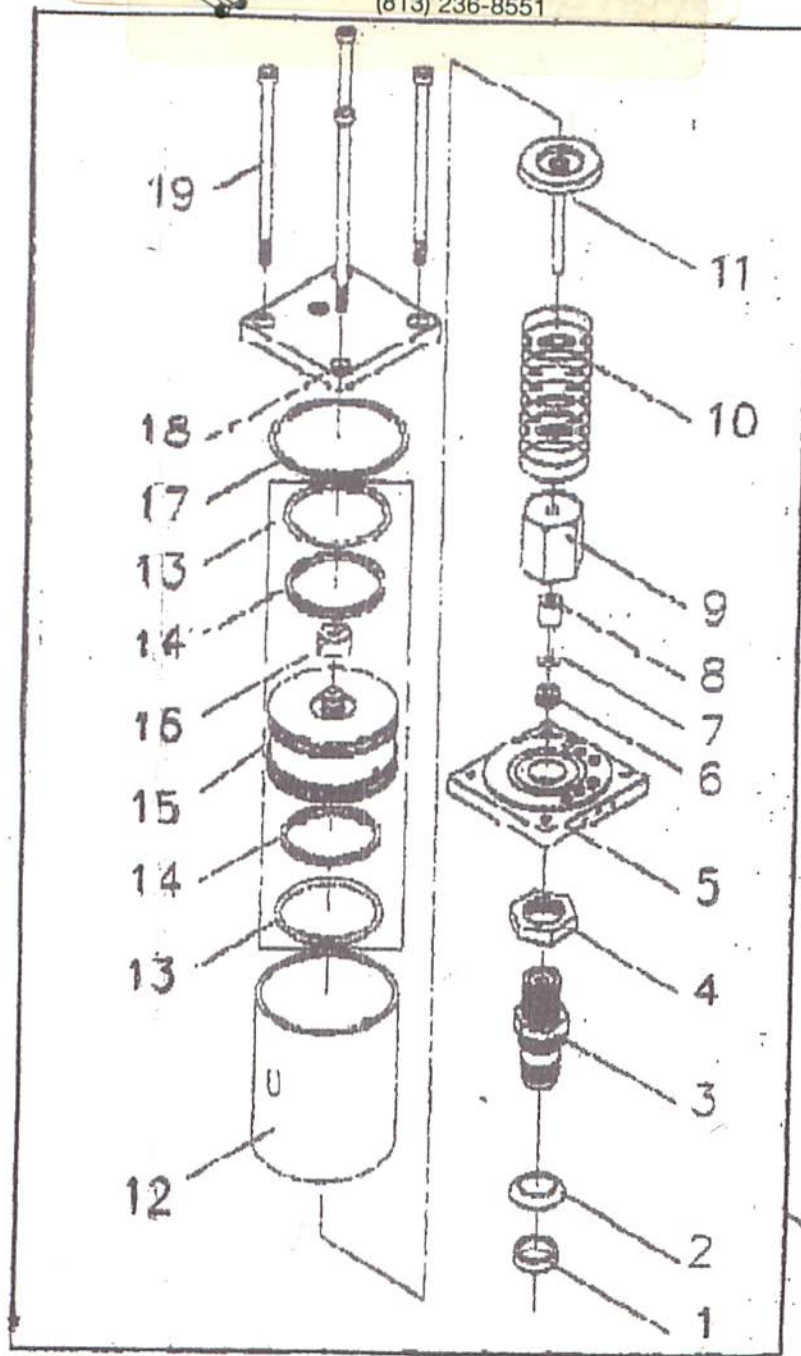


TRI-CITY HYDRAULIC JACK SERVICE

4628 N. Florida Avenue

Tampa, Florida 33603-3700

(813) 236-8551



TAIWAN AIR MOTOR

Approved by: [Signature] Date: [Blank]

Drawn by: [Blank]

File Name: A2760EXP

Drawn by: [Signature]