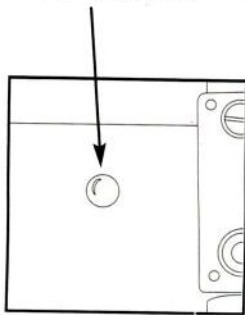


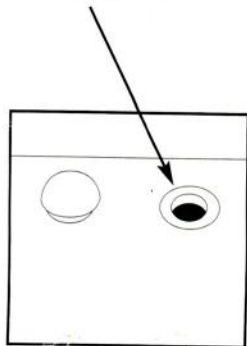
INSTRUCTIONS

- 1.) Remove the rubber oil plug from the service jack.
- 2.) Place small o-ring on bottom of plastic adapter, and firmly press the plastic adapter into the oil fill hole.
- 3.) Lightly knock the aluminum rivet into the plastic adapter with a punch in order to secure the plastic adapter firmly in place.
- 4.) Place flat washer on bottom of breather, and screw the breather into the plastic adapter.

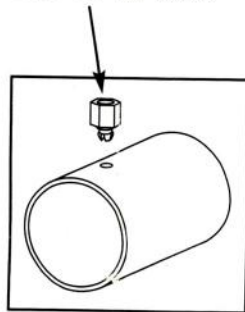
Rubber oil plug
to be removed.



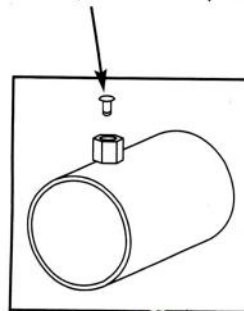
Oil fill hole.



Plastic adapter
into oil fill hole.



Aluminum rivet
into plastic adapter



Adapter/breather
assembly installed.

