

⚠ WARNING



- Lock lid and drawers before moving. • Apply brake on locking casters anytime cart is in place. • Do not pull cart. Push from handle on end to move. • Units can tip or fall causing damage or personal injury. • Cart is designed to roll easily on flat surfaces and should not be used on uneven or inclined surfaces.
- Do not open more than one loaded drawer at a time. • Do not stand on or step in drawers. • Keep children away from unit. • Wear gloves when lifting edges. • Before connecting to a power supply, always check to make sure the power supply corresponds to the voltage required on the product. • Fully insert plug to reduce the risk of electric shock. • Always unplug when not in use.
- Disconnect power before installing or servicing. • Do not try to plug in unit or product when hands are wet or damp, or if standing on a wet or damp surface or in water. • Never attempt to pick up unit or plugged in product that should fall in standing water. • This unit is not waterproof and is intended for general use indoors. • Do not use in potentially dangerous locations, such as flammable or explosive atmospheres. • Keep cord away from heat, oil, sharp edges or moving parts. • Failure to heed these warnings may result in personal injury and/or property damage.



WARNING: This product can expose you to chemicals including nickel which is known to the State of California to cause cancer and birth defects or other reproductive harm. For more information go to www.P65Warnings.ca.gov.

⚠ WARNING

SERVICE CART WEIGHT CAPACITY

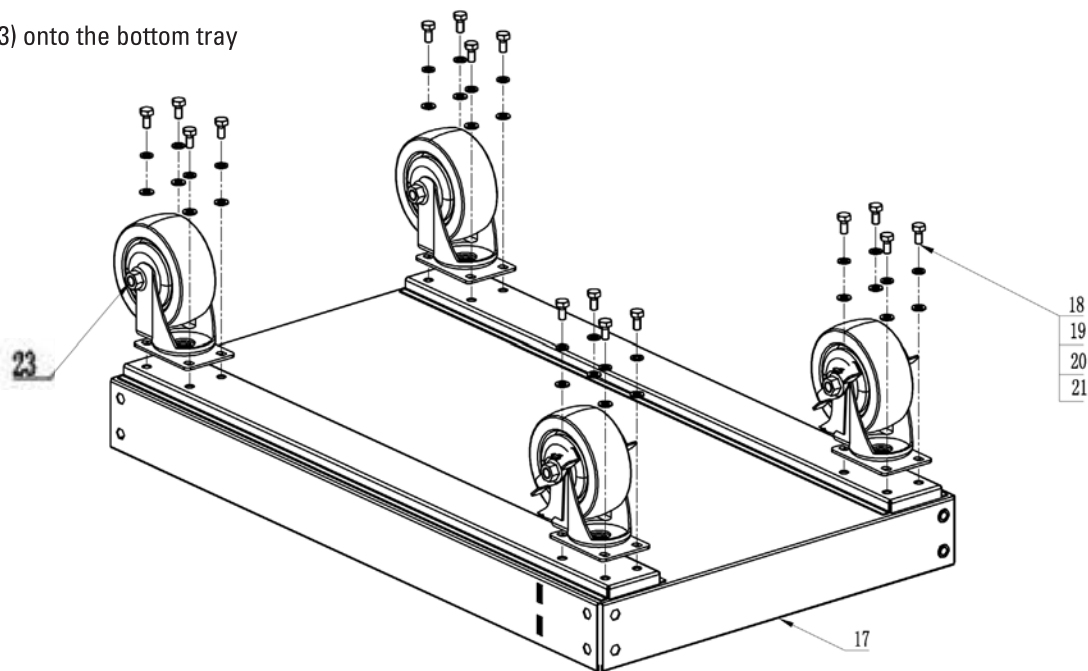
Maximum Total Net Load	500 LBS
Top Lid of Cart.	150 LBS
Bottom Shelf.	150 LBS
3" Drawer(s) each	30 LBS each
4" Drawer.	70 LBS each
5" Drawer.	70 LBS each

PLEASE NOTE: Loading cart beyond rated capacity may cause structural damage to the cart as well as personal and/or property damage. Please educate your customers to the dangers of overloading. Do not attempt to push cart with items on the top lid.

ASSEMBLY INSTRUCTIONS

FIG. 1

Installing 4 pc. caster (#18/#23) onto the bottom tray (#17) with #19/#20/#21.



ASSEMBLY INSTRUCTIONS

FIG. 2

Install leg/bumper(#10,#11) onto the cart body (#8) and fasten with 12 bolts (#30).

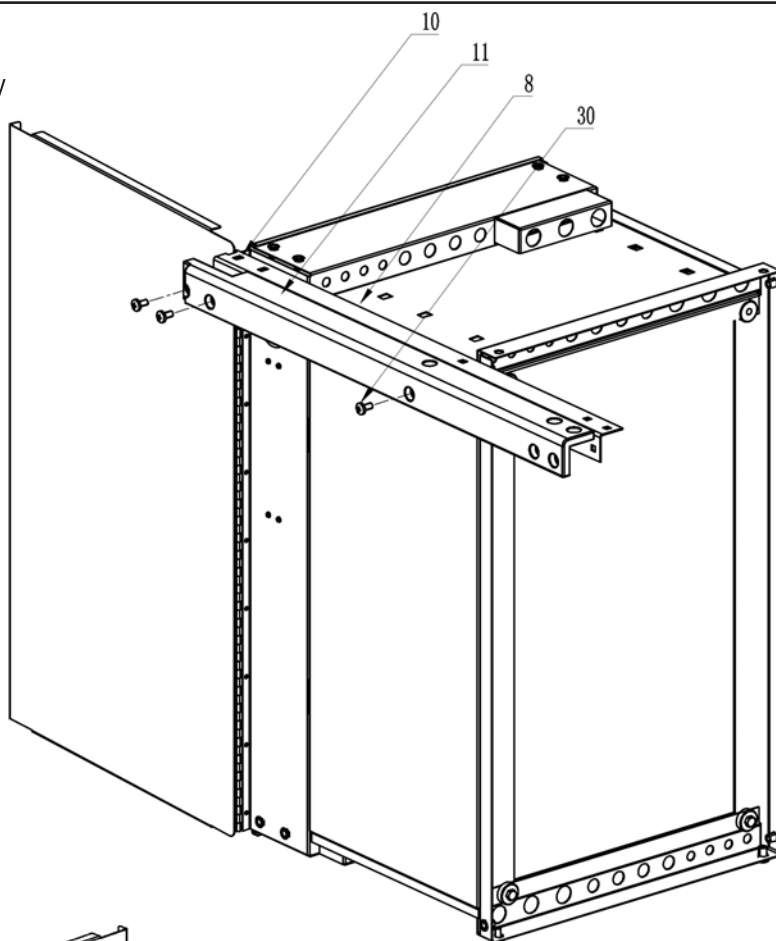
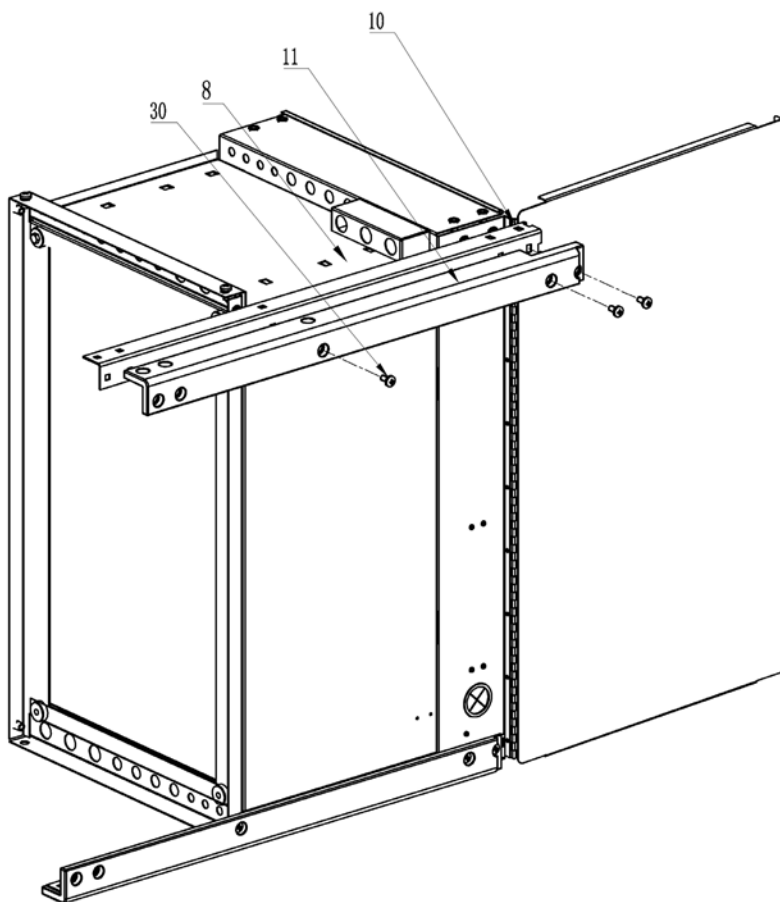


FIG. 3

Turn cart body 180° to install second leg/bumper (#10,#11) onto the cart body (#8) and fasten with 12 bolts (#30).



ASSEMBLY INSTRUCTIONS

FIG. 4

Turn cart body 90° to install 3rd and 4th leg/bumper(#10,#11) onto the cart body (#8) and fasten with 6 bolts (#30). Put bottom tray w/casters (#17) onto the 4 legs and fasten with 8 bolts (#30)

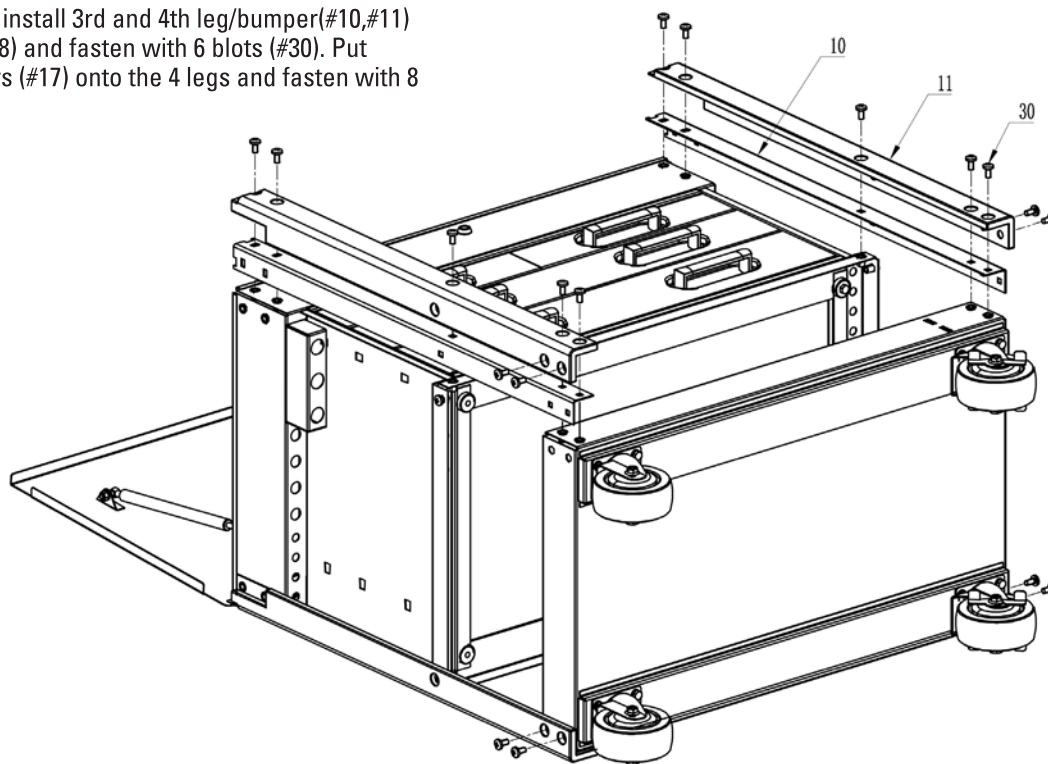
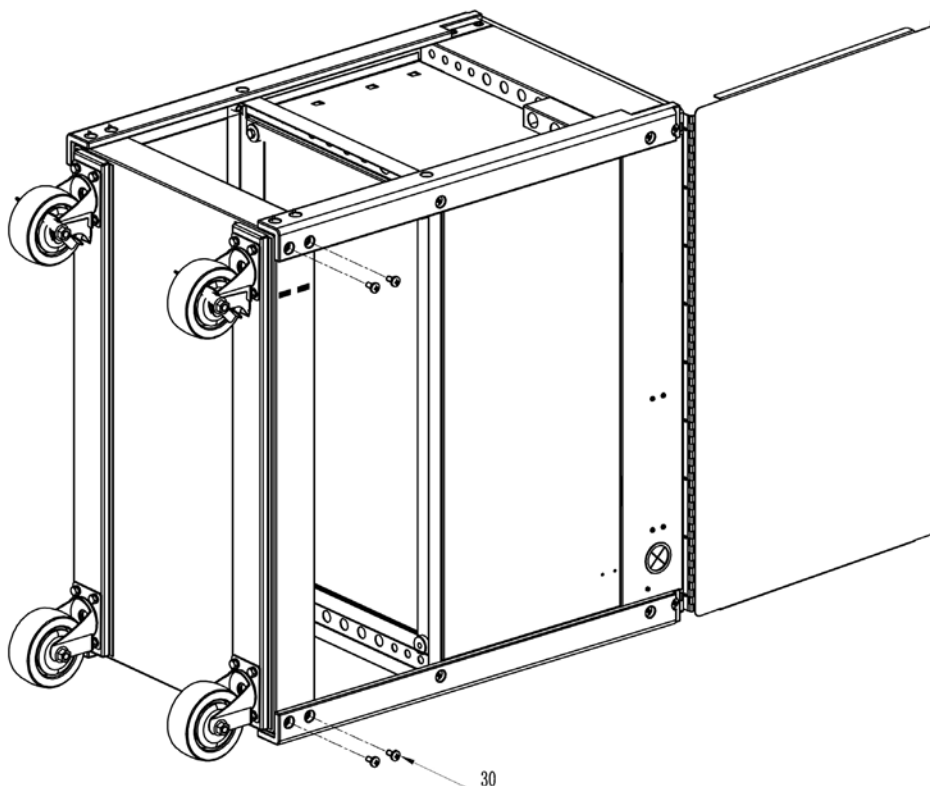


FIG. 5

Turn cart body 90° and fasten remaining 4 bolts (#30).



ASSEMBLY INSTRUCTIONS

FIG. 6

Mount the push handle (#7) to the same side of the cart as the locking casters, using the four bolts (#6) provided.

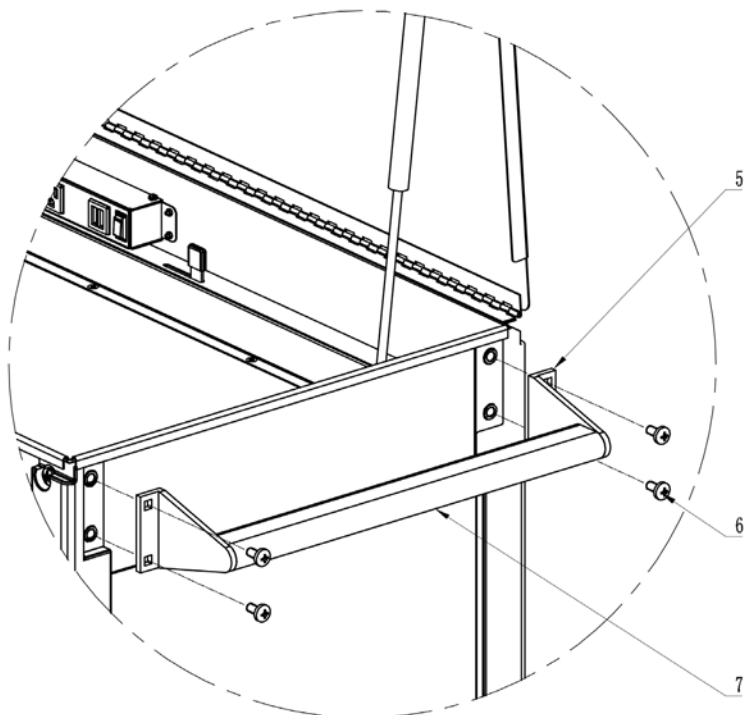
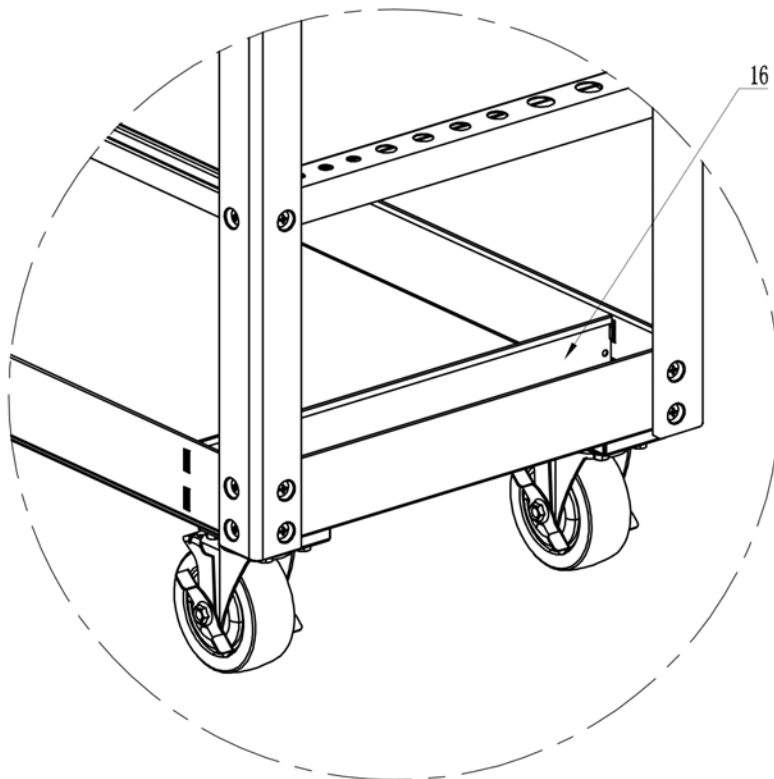
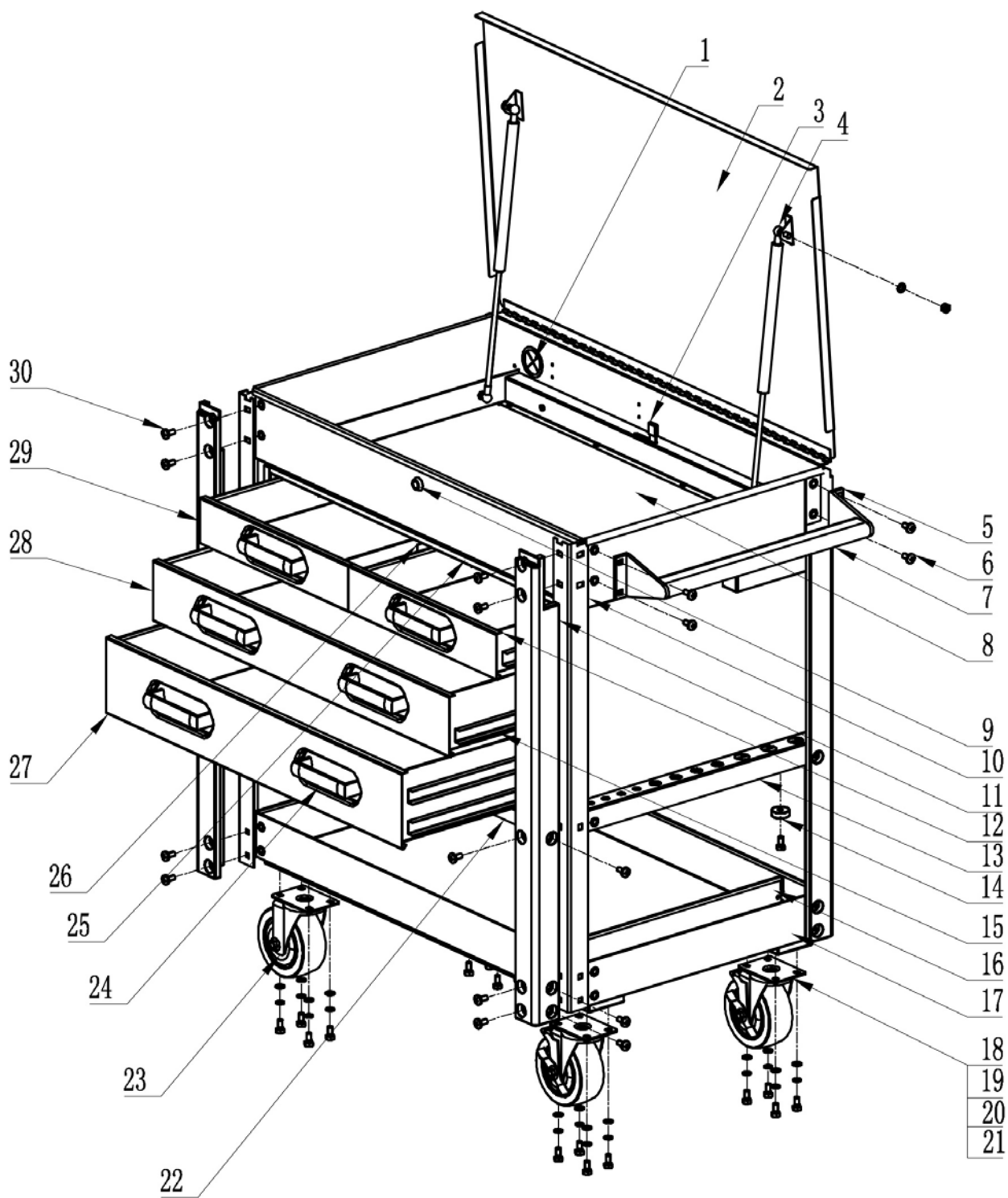


FIG. 7

Install Spray Can Divider (#16) onto the bottom tray



PARTS DRAWING





MSC4RQP, -BKQP, -BLQP, -GQP, -OQP, -SBQP, -SVAQP, -TIQP

Quick Assembly Deluxe Service Cart With Power Prep

TROUBLESHOOTING

Problem: Drawers appear not to fit, do not slide in accurately and bump the cart sides.

Solution: The roller bearing slides must be fully engaged into the mounting slots on all drawers. They potentially could fall out of position in shipment or during assembly. Remove the drawer that is out of position. The drawer is removed by the two clips on the roller bearing slides. Simply push the roller bearing slide back down into position. Insert the drawer back onto the roller bearing slides.

PARTS LIST AND PARTS DRAWING

Item No.	Part No.	No. Req'd	Description	Item No.	Part No.	No. Req'd	Description
1	RS4RCP	1	Cord Rubber Protector	24	MSC4HC	1	6 Pc. Chrome Handles - Chrome
2	MSC4LIDR9	1	Lid - Red		MSC4HBK	1	6 Pc. Chrome Handles - Black
	MSC4LIDBK9	1	Lid - Black	25	RSMSC4JRB	2	"J" Channel - Red
	MSC4LIDBL9	1	Lid - Blue		RSMSC4JBK	2	"J" Channel - Black
	MSC4LIDNG9	1	Lid - Green		RSMSC4JBL	2	"J" Channel - Blue
	MSC4LIDNO9	1	Lid - Orange		RSMSC4JNG	2	"J" Channel - Green
	MSC4LIDSB9	1	Lid - Stealth Black		RSMSC4JNO	2	"J" Channel - Orange
	MSC4LIDSVA9	1	Lid - Silver Vein		RSMSC4JSB	2	"J" Channel - Stealth Black
	MSC4LIDTI9	1	Lid - Titanium		RSMSC4JSVA	2	"J" Channel - Silver Vein
3	RSLMQPMRN	1	Locking Mechanism (Excludes Lock) - Red		RSMSC4JTI	2	"J" Channel - Titanium
	RSLMQPMBKN	1	Locking Mechanism (Excludes Lock) - Black	26	RSMSC4CCPR	1	Center Clip-on pcs/pair - Red
	RSLMQPMBLN	1	Locking Mechanism (Excludes Lock) - Blue		RSMSC4CCPBK	1	Center Clip-on pcs/pair - Black
	RSLMQPMNGN	1	Locking Mechanism (Excludes Lock) - Green		RSMSC4CCPBL	1	Center Clip-on pcs/pair - Blue
	RSLMQPMNON	1	Locking Mechanism (Excludes Lock) - Orange		RSMSC4CCPNG	1	Center Clip-on pcs/pair - Green
	RSLMQPMSBN	1	Locking Mechanism (Excludes Lock) - Stealth Black		RSMSC4CCPNO	1	Center Clip-on pcs/pair - Orange
	RSLMQPMSVAN	1	Locking Mechanism (Excludes Lock) - Silver Vein		RSMSC4CCPSB	1	Center Clip-on pcs/pair - Stealth Black
	RSLMQPMTIN	1	Locking Mechanism (Excludes Lock) - Titanium		RSMSC4CCPSVA	1	Center Clip-on pcs/pair - Silver Vein
4	RS GP	2	Gas Piston		RSMSC4CCPTI	1	Center Clip-on pcs/pair - Titanium
	RS GPBK	2	Gas Piston - Black	27	MSC4PLD5R	1	5" Drawer - Red
5	RS4QPHBC	2	Handle Baskets/ Pair with Hardware - Chrome		MSC4PLD5BK	1	5" Drawer - Black
	RS4QPHBBK	2	Handle Baskets/ Pair with Hardware - Black		MSC4PLD5BL	1	5" Drawer - Blue
6	RS4QPHBKC	8	M8x19 Bolts w/ Plum Bolts - Chrome		MSC4PLD5NG	1	5" Drawer - Green
	RS4QPHBKBK	8	M8x19 Bolts w/ Plum Bolts - Black		MSC4PLD5NO	1	5" Drawer - Orange
7	RSMSC4HDL	1	Push Handle		MSC4PLD5SB	1	5" Drawer - Stealth Black
8		1	Cart Body		MSC4PLD5SVA	1	5" Drawer - Silver Vein
9	RSLKB	1	Lock with keys		MSC4PLD5TI	1	5" Drawer - Titanium
10	RSMSC4PLGR	4	Leg/Each - Red	28	MSC4PLD4R	1	4" Drawer - Red
	RSMSC4PLGBK	4	Leg/Each - Black		MSC4PLD4BK	1	4" Drawer - Black
	RSMSC4PLGBL	4	Leg/Each - Blue		MSC4PLD4BL	1	4" Drawer - Blue
	RSMSC4PLGNG	4	Leg/Each - Green		MSC4PLD4NG	1	4" Drawer - Green
	RSMSC4PLGNO	4	Leg/Each - Orange		MSC4PLD4NO	1	4" Drawer - Orange
	RSMSC4PLGSB	4	Leg/Each - Stealth Black		MSC4PLD4SB	1	4" Drawer - Stealth Black
	RSMSC4PLGSVA	4	Leg/Each - Silver Vein		MSC4PLD4SVA	1	4" Drawer - Silver Vein
	RSMSC4PLGTI	4	Leg/Each - Titanium		MSC4PLD4TI	1	4" Drawer - Titanium
11	RSMSC4BP	1	Safety bumper (4pc)	29	MSC4PLD3RL	1	3" Left Drawer - Red
12	MSC4PLD3RR	1	3" Right Drawer - Red		MSC4PLD3BKL	1	3" Left Drawer - Black
	MSC4PLD3BKR	1	3" Right Drawer - Black		MSC4PLD3BL	1	3" Left Drawer - Blue
	MSC4PLD3BLR	1	3" Right Drawer - Blue		MSC4PLD3NGL	1	3" Left Drawer - Green
	MSC4PLD3NGR	1	3" Right Drawer - Green		MSC4PLD3NOL	1	3" Left Drawer - Orange
	MSC4PLD3NOR	1	3" Right Drawer - Orange		MSC4PLD3SBL	1	3" Left Drawer - Stealth Black
	MSC4PLD3SBR	1	3" Right Drawer - Stealth Black		MSC4PLD3SVLA	1	3" Left Drawer - Silver Vein
	MSC4PLD3SVRA	1	3" Right Drawer - Silver Vein		MSC4PLD3TIL	1	3" Left Drawer - Titanium
	MSC4PLD3TIR	1	3" Right Drawer - Titanium	30	RS4QLHK	32	Leg Hardware Kit (M8 x 17)
13	RSMSC4QSRPR	1	Screwdriver/Prybar Holder - Red		RS4QLHKBK	32	Leg Hardware Kit (M8 x 17) - Black
	RSMSC4QSRPBK	1	Screwdriver/Prybar Holder - Black		* RS4QPCHK		Caster Hardware Kit (incl 19,20 & 21)
	RSMSC4QSRPBL	1	Screwdriver/Prybar Holder - Blue		* RS4QPCHKBK		Caster Hardware Kit - Black (incl 19,20 & 21)
	RSMSC4QSRPNG	1	Screwdriver/Prybar Holder - Green				
	RSMSC4QSRPNO	1	Screwdriver/Prybar Holder - Orange				
	RSMSC4QSRPSB	1	Screwdriver/Prybar Holder - Stealth Black				
	RSMSC4QSRPSVA	1	Screwdriver/Prybar Holder - Silver Vein				
	RSMSC4QSRPTI	1	Screwdriver/Prybar Holder - Titanium				
14	RS4QPRC	1	Rubber Cushion				
15	RSRBS	4	Roller Bearing Slides				
16	RSMSC4SCDR	1	Spray Can Divider - Red		RSRBSDET8PK		Ball Bearing Slide Detents (Package of 8).
	RSMSC4SCDBK	1	Spray Can Divider - Black		RSMSC46LK		6 Piece Liner Kit
	RSMSC4SCDBL	1	Spray Can Divider - Blue		MSC4FC		Set of 2 Fixed 5" x 2" Casters (Optional - Not Included)
	RSMSC4SCDNG	1	Spray Can Divider - Green		RSMSC4RD		Red Touch-Up Paint
	RSMSC4SCDNO	1	Spray Can Divider - Orange		RSBKP		Black Touch-Up Paint
	RSMSC4SCDSB	1	Spray Can Divider - Stealth Black		RSMSC4BLU		Blue Touch-Up Paint
	RSMSC4SCDSVA	1	Spray Can Divider - Silver Vein		RSMSC4NG		Green Touch-Up Paint
	RSMSC4SCDTI	1	Spray Can Divider - Titanium		RSMSC4NO		Orange Touch-Up Paint
17	MSC4QPBTR	1	Bottom Tray - Red		RSMSC4SBP		Stealth Black Touch-Up Paint
	MSC4QPBTK	1	Bottom Tray - Black		RSMSC4TI		Titanium Touch-Up Paint
	MSC4QPBTKL	1	Bottom Tray - Blue				Touch-Up Paint Not Available for Silver Vein
	MSC4QPBTKNG	1	Bottom Tray - Green				
	MSC4QPBTKNO	1	Bottom Tray - Orange				
	MSC4QPBTKSB	1	Bottom Tray - Stealth Black				
	MSC4QPBTKSVA	1	Bottom Tray - Silver Vein				
	MSC4QPBTKTI	1	Bottom Tray - Titanium				
18	RSSWLCS	2	5" Swivel Locking Caster / each				
	RSSWLCSBK	2	5" Swivel Locking Caster / each - Black				
19	*	16	Washer				
20	*	16	Spring Washer				
21	*	16	M8 x 16 Bolt Kits				
22	RSMSC4QPRPR	2	Reinforced Piece / each - Red				
	RSMSC4QPRPBK	2	Reinforced Piece / each - Black				
	RSMSC4QPRPBL	2	Reinforced Piece / each - Blue				
	RSMSC4QPRPNG	2	Reinforced Piece / each - Green				
	RSMSC4QPRPNO	2	Reinforced Piece / each - Orange				
	RSMSC4QPRPSB	2	Reinforced Piece / each - Stealth Black				
	RSMSC4QPRPSVA	2	Reinforced Piece / each - Silver Vein				
	RSMSC4QPRPTI	2	Reinforced Piece / each - Titanium				
23	RSSWCS	2	5" Swivel Caster Non-Locking / each				
	RSSWCSBK	2	5" Swivel Caster Non-Locking / each - Black				