


SERVICE PARTS

MODEL 945

PRICE LIST No. 9455

PRICES EFFECTIVE JULY 31, 1950

F.O.B. Racine, Wisconsin

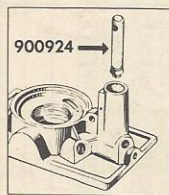


PRICES

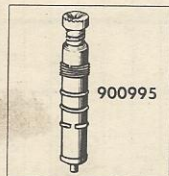
WALKER SERVICE

With Comprehensive stocks of REPAIR PARTS AND FACTORY TRAINED STAFFS, our Factory-owned BRANCHES AND AUTHORIZED SERVICE STATIONS, located in principal cities of the United States and Canada, are equipped to give Factory-Approved Repair Service, with savings both in time and transportation costs. Before returning Jacks for service, please contact the Factory, or your Walker DISTRIBUTOR, for the location of the Branch or Service Station nearest you.

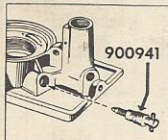
WALKER SYSTEM



PUMP ASSEMBLY



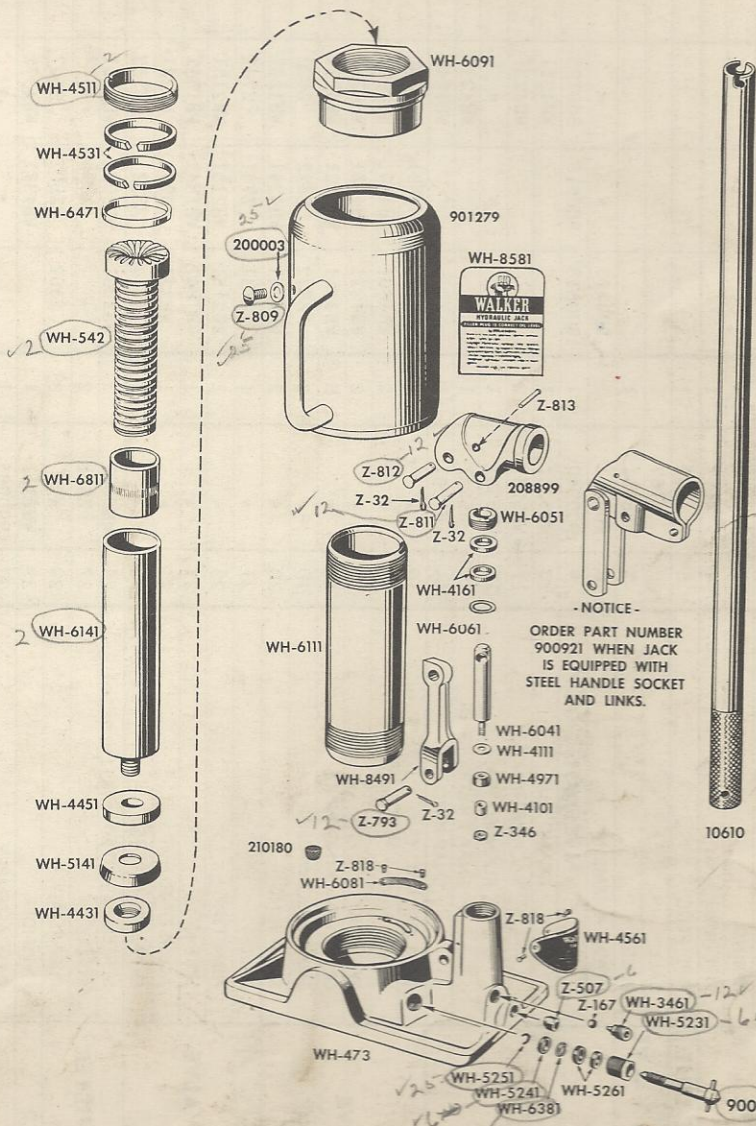
RAM ASSEMBLY



RELEASE ASSEMBLY



BASE



NUMERICAL INDEX

WH-473	1
WH-542-2	33
WH-3461-12	7
WH-4101	68
WH-4111	66
WH-4161	62
WH-4431	41
WH-4451	38
WH-4511-2	42
WH-4531	43
WH-4561	77
WH-4971	67
WH-5141	39
WH-5231-6	10
WH-5241-6	13
WH-5251-25	14
WH-5261	11
WH-6041	65
WH-6051	61
WH-6061	63
WH-6061	26
WH-6091	45
WH-6111	37
WH-6141	3
WH-6361	3
WH-6381	11
WH-6471	44
WH-6811-2	31
WH-8491	58
WH-8581	79
Z-32	71
Z-32	73
Z-167	2
Z-167	6
Z-346	69
Z-507-6	4
Z-507	5
Z-793-12	72
Z-809-25	47
Z-811-12	70
Z-812-12	59
Z-813	55
Z-818	78
Z-818	27
10610	74
200003-25	48
208899	54
210180	26
900921	53
900924	64
900940-6	9
900941	8
900995	30
901279	46

MODEL 945

WALKER MANUFACTURING COMPANY OF WISCONSIN

RACINE, WIS.

MAKERS OF WALKER JACKS — ELECTRIC LIFTS — EXHAUST SILENCERS AND OIL FILTERS

"WALKER SYSTEM" SERVICE PARTS LIST

PARTS FOR ALL SERIES ARE IDENTICAL WITH CURRENT SERIES UNLESS OTHERWISE INDICATED IN THE COLUMNS BELOW

MODEL NO. 945 CAPACITY 12 TONS	BASIC PARTS	COMPONENT PARTS	CODE NO.	CURRENT SERIES	NO. REQ.	BASIC SERIES IDENTIFICATION			SPECIAL SERIES IDENTIFICATION			
						C	B	A	DA	944A		
BASE	BASE		1	WH473	1	WH483	WH423	WH333				
	BALL		2	Z167	1			Z510				WH533
	SPRING		3	WE6361	1							
	PIPE PLUG		4	Z507	1							
	PIPE PLUG		5	Z507	1							
	BALL		6	Z167	1							
	PLUG		7	WH3461	1							
DISCHARGE VALVE	TOTAL ASSEMBLY		8	900941	1	900923	*	*				
	VALVE STEM & CROSS PIN		9	900940	1	900818	900818	900723				
	GLAND NUT		10	WH5231	1			WH4211				
	PACKING RINGS		11	WH5261	2			WH4221				
	FLANGED WASHER		12	WH6381	1		*	*				
	SNAP RING WASHER		13	WH5241	1							
	SNAP RING		14	WH5251	1			WH4231				
	SHUT-OFF VALVE		15	*	2	WH4591	WH4591	WH4591				
	GLAND NUT		16	*	2	WH4601	WH4601	WH4601				
	WASHER		17	*	2	WH4231	WH4231	WH4231				
	GLAND PACKING RINGS		18	*	6	WH4221	WH4221	WH4221				
	SNAP RING WASHER		19	*	2	Z822	Z822	Z822				
	SNAP RING		20	*	2	WH4241	WH4241	WH4241				
	BALL		21	*	1	Z741	Z741	Z741				
SAFETY VALVE	ADAPTER		22	*	1	WH2151	WH2151	WH2151				
	SPRING		23	*	1	WH1841	WH1841	WH1841				
	ADJUSTING NUT		24	*	1	WH231	WH231	WH231				
	EXPANSION PLUG		25	*	1	Z914	Z552	Z552				
	SCREEN (210180 - Alternate)		26	WH6081	1	WH3931	WH3931	WH3931				
	RIVETS		27	Z818	2	*	*	*				
SCREEN FILTER	PIPE PLUG		28	*	3	Z507	Z507	Z507				
	CYLINDER		29	WH6111	1		WH4371	WH4371				
	RAM ASSEMBLY		30	900995	1		*	*				
	RAM		31	WH6141	1		WH4391	WH4391				
CYLINDER	EXTENSION SCREW NUT		32	WH6811	1		*	*				
	EXTENSION SCREW & CAP		33	WH542	1		*	*				
	EXTENSION SCREW		34	*			*	*				
	CAP		35	*			*	*				
	RAM PLUG		36	*			WH4471	WH4471				WH812
	PLUG CROSS PIN		37	*			WH4481	WH4481				
	HEEL PLATE		38	WH4451	1		WH4501	WH4501				
	LEATHER CUP		39	WH5141	1		Z543	Z543				
	WASHER		40	*			WH5311	WH5311				
	NUT		41	WH4431	1							

* INDICATES — PART NOT USED IN THIS SERIES

MODEL NO. 945	CAPACITY 12 TONS	BASIC PARTS	COMPONENT PARTS	CODE NO.	CURRENT SERIES	NO. REQ.	BASIC SERIES IDENTIFICATION				SPECIAL SERIES IDENTIFICATION								
							C	B	A	DA	C	B	A	944A					
RAM GLAND PACKING		NUT		42	WH4511	1													
		PACKING RINGS		43	WH4531	2													
		WASHER		44	WH6471	1		*											
		TANK NUT		45	WH6091	1		WH382	WH4351										
		OIL TANK		46	901279	1	WH6271	WH4351	WH382										
OIL TANK		FILLER SCREW		47	Z809	1													
		GASKET FOR SCREW		48	200003	1													
		CAP		49	*														
		RACK SLEEVE		50	*														
		HOOK		51	*														
LIFTING PART		RIVET		52	*														
		STEEL SOCKET ASSEMBLY WITH LINKS		53	900921	1													
		MALLEABLE SOCKET ASSEMBLY		54	208899	1	208936	208936	208936										
		CROSS PIN		55	Z813	1													
		R. H. LINK (STEEL)		56	*	1	*	*	*										
HANDLE SOCKET		L. H. LINK (STEEL)		57	*	1	*	*											
		MALLEABLE LINK		58	WH8491	1	900774	900774	900774										
		LINK PIN		59	Z812	1	Z827	Z827	Z827										
		PUMP CYLINDER		60	*	1	WH4551	WH4551	WH4551										
		NUT		61	WH6051	1	WH4131	WH4131	WH4131										
PUMP GLAND PACKING		PACKING RINGS		62	WH4161	2	WH4861	WH4861	WH4861										
		WASHER		63	WH6061	1	*	*	*										
		TOTAL ASSEMBLY		64	900924	1	900927	*	*										
		PUMP PISTON		65	WH6041	1	WH4051	WH4051	WH4051										
		LEATHER HEEL WASHER		66	WH4111	1	WH4121	WH4121	WH4121										
PUMP		LEATHER CUP		67	WH4971	1	WH4961	WH4961	WH4961										
		CUP COLLAR		68	WH4101	1	WH6551	WH6551	WH6551										
		NUT		69	Z346	1	Z792	Z792	Z792										
		PUMP PIN		70	Z811	1	Z826	Z826	Z826										
		COTTER		71	Z32	1													
LINK PIN		LOWER LINK PIN		72	Z793	1	Z825	Z825	Z825										
		COTTER		73	Z32	1													
		ASSEMBLY		74	10610	1													
		RELEASE END		75	*														
		HAND END		76	*														
JACK HANDLE		NAME PLATE		77	WH4561	1													
		RIVETS		78	Z318	2													
		INSTRUCTIONS		79	WH8581	1													
IDENTIFICATION																			

* INDICATES — PART NOT USED IN THIS SERIES

"WALKER SYSTEM" SERVICE PARTS LIST
 PARTS FOR ALL SERIES ARE IDENTICAL WITH CURRENT SERIES UNLESS OTHERWISE INDICATED IN THE COLUMNS ABOVE