

Operating Instructions & Parts List

MODEL 649N HYDRAULIC FLOOR ROLLER JACK


2 TON CAPACITY (4000 LBS)



HOLLYWOOD ACCESSORIES

AN ALLEN GROUP INC.

CONSUMER AUTOMOTIVE COMPANY



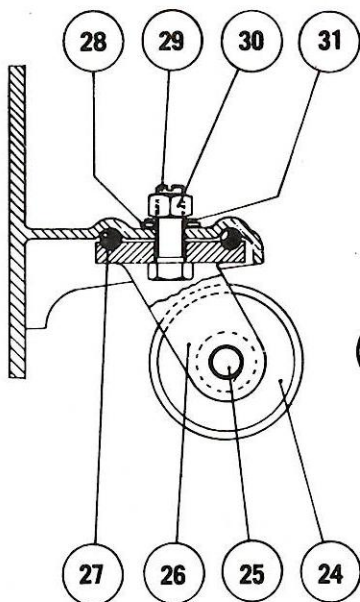
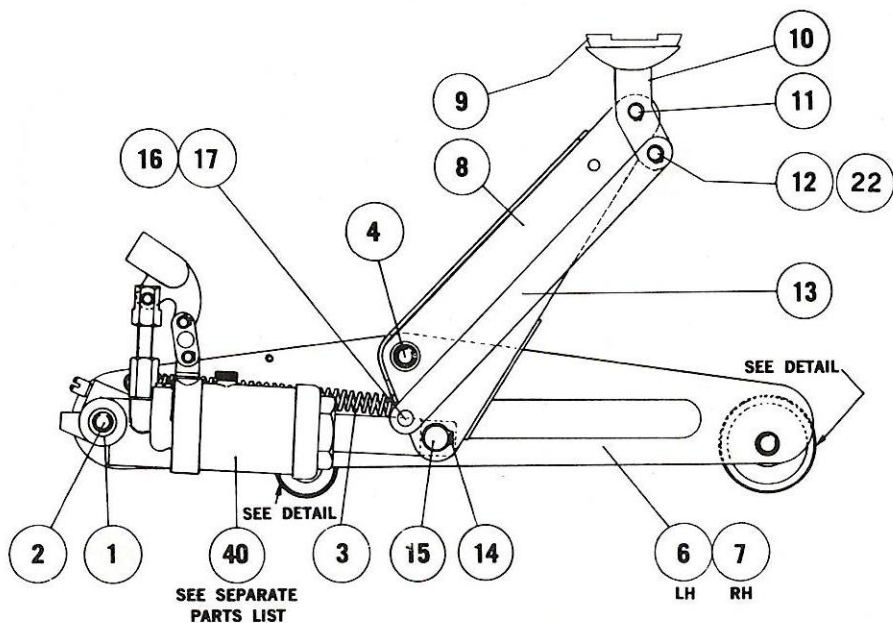
and oil chamber and withdraw ram assembly. It is now possible to remove the ram cylinder by using chain grips. At the bottom of ram cylinder there is a screen washer. This must be removed carefully and if damaged a new one must be fitted. Now remove the discharge valve ball and clean valve seat. Wipe ball and replace and reseal. Use $\frac{1}{2}$ " diameter x 3" long punch and small hammer. Place the punch on top of ball and give the punch a light tap with a small hammer. This will have the effect of reseating the ball on its seat. Install the screen washer. Screw in ram cylinder tightly. Replace washers top and bottom of oil chamber, install ram assembly, and screw in top nut.

- b) Cup seal for the ram may be worn: This is likely only in jacks that have given very heavy service. Follow above procedure 2-a until access to ram assembly is made. Remove worn seal by pulling away or cutting with a small knife. Take caution not to damage the new ram seal when installing.
 - c) Dirt in the release valve will cause jack to lower under load. Remove release valve, clean valve seat, replace valve.
3. If Jack Will Not Lower Completely When Raised
 - a) Return spring for lifting arm may be broken or unhooked. Replace return spring.
 - b) It probably needs lubrication. Clean and oil all moving parts in the lifting arm mechanism.
 - c) Hydraulic unit may contain too much oil and vent valve may be closed. Open vent plug.
 4. If Jack Will Not Lift Full 4000 Lbs. Capacity
CHECK THE FOLLOWING:
 - a) The cup seal for piston pump may be worn. See instruction III,1-c.
 - b) The unit may have air trapped in the system. See instructions III,1-b.
 - c) The overload valve is factory adjusted for the jack to lift 4000 lbs. load and should not be altered. Examine jack for binding, causing loss of load.

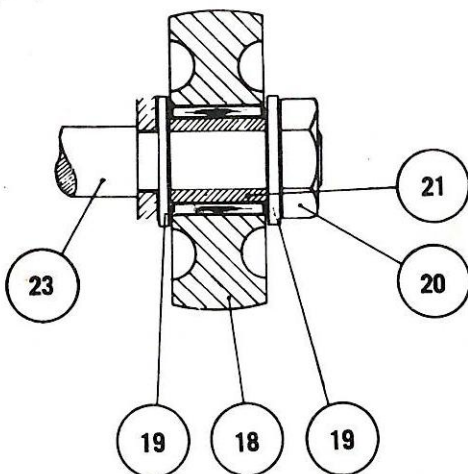
PARTS LIST, FRAME SECTION, 649N FLOOR JACK

ITEM NUMBER	PART NUMBER	DESCRIPTION	QUANTITY REQUIRED
1	646-7214	Spacer, Tube	2
2	646-7215	Anchor Bolt	1
3	649-7216	Spring, Tension	1
4	649-7213	Spindle, Lifting Arm	1
6	649-7209	Side Member Assembly L.H.	1
7	649-7210	Side Member Assembly R.H. (Not shown)	1
8	649-7208	Lifting Arm Assembly	1
9	646-7219	Saddle	1
10	649-7211	Yoke, Saddle	1
11	649-7205	Pivot Pin	2
12	646-7223	Retaining Ring	2
13	649-7206	Radius Link	2
14	646-7225	Retaining Ring	2
15	649-7226	Cross Head Pin	1
16	646-7227	Flat Washer (not shown)	2
17	646-7228	Retaining Ring (not shown)	2
18	646-7229	Front Wheel	2
19	646-7231	Flat Washer	8
20	646-7232	Nut	6
21	649-7215	Bushing	2
22	649-7214	Link Shaft	1
23	646-7235	Spindle, Front Wheel	1
24	646-7236	Caster Wheel	2
25	646-7237	Spindle, Caster Wheel	2
26	646-7238	Fork, Caster Wheel	2
27	646-7239	Steel Ball Bearing $\frac{1}{2}$	36
28	646-7241	Flat Washer	2
29	646-7242	Bolt, Caster Wheel	2
30	646-7243	Nut	2
31	646-7244	Lock Washer	2
32	646-7202	Cover Plate (not shown)	1
33	646-7205	Screw Cover Plate (not shown)	2
34	649-4102	Label, Caution (not shown)	1
35	649-4104	Cover Plate, Label	1

FRAME SECTION, 649N FLOOR JACK

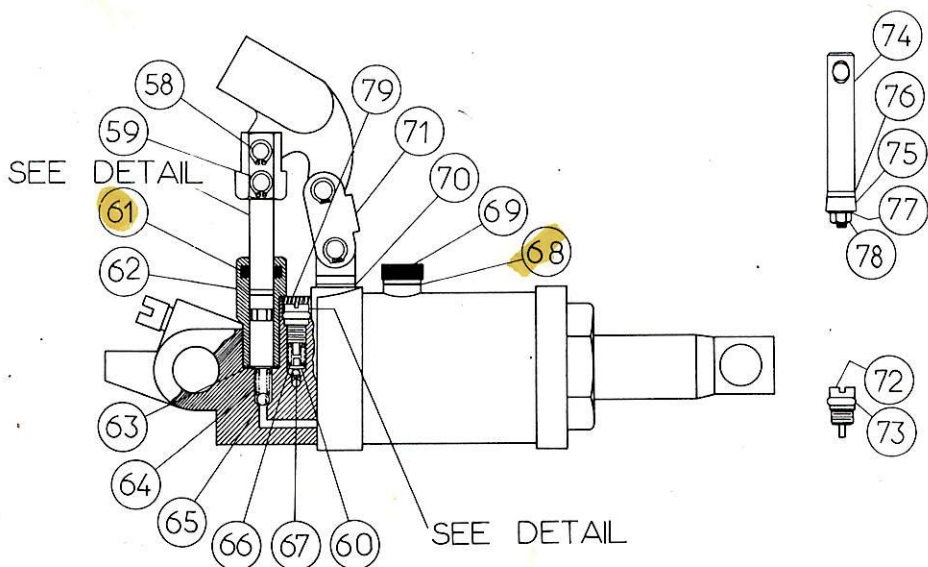
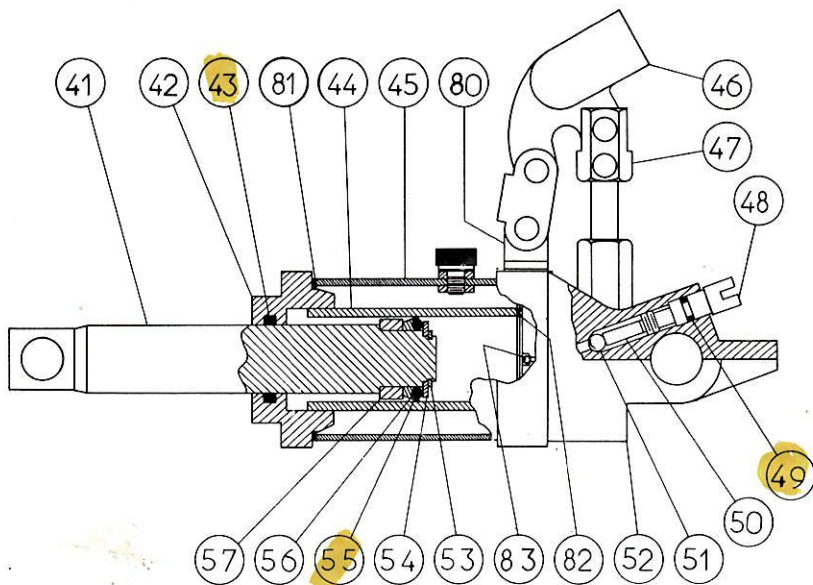


CASTER WHEEL



FRONT WHEEL

HYDRAULIC UNIT, 649N FLOOR JACK



PARTS LIST, HYDRAULIC UNIT 649N FLOOR JACK

ITEM NUMBER	PART NUMBER	DESCRIPTION	QUANTITY REQUIRED
40	649-7280	Hydraulic Unit Assembly	1 Ref.
41	649-7281	Ram	1
42	649-7279	Top Nut	1
43	646-7285	O-Ring Seal	1
44	649-7287	Cylinder, Ram	1
45	649-7277	Oil Chamber	1
46	646-7209	Lever, Piston	1
47	646-7256	Yoke, Piston	1
48	646-7291	Release Valve	1
49	646-7292	O-Ring Seal, Release Valve	1
50	646-7293	Spacer, Release Valve	1
51	646-7294	Steel Ball, Release Valve, 1/4"	1
52	649-7288	Body, Hydraulic Unit	1
53	649-7225	Retaining Ring, Ram	1
54	649-7284	Washer, Retaining	1
55	649-7295	O-Ring, Cup Seal	1
56	649-7283	Cup Seal, Ram	1
57	649-7282	Collar, Ram	1
58	646-7272	Pin	4
59	646-7273	Retaining Ring	4
60	649-7296	Plunger, Safety Valve	1
61	646-7271	O-Ring Seal, Pump Cylinder	1
62	646-7269	Cylinder, Pump	1
63	646-7268	Screen Washer, Pump	1
64	646-7245	Hair Spring, Suction Valve	1
65	646-7267	Steel Ball, Suction Valve, 1/4"	1
66	646-5901	Spring, Overload Valve	1
67	646-7266	Steel Ball, Overload Valve, 3/16"	1
68	649-7229	O-Ring	1
69	649-7251	Vent Plug	1
70	646-7276	Fibre Washer	1
71	646-7274	Link, Lever	1
72	649-7263	Overload Valve Screw	1
73	646-7264	O-Ring Seal, Overload Valve	1
74	646-7257	Piston	1
75	646-7259	Cup Seal, Piston	1
76	646-7258	Wiper, Piston	1
77	646-7261	Flat Washer, Piston	1
78	646-7262	Nut, Piston	1
79	649-7230	Torque Seal	1
80	646-7275	Eyebolt	1
81	649-7286	Fibre Washer, Oil Chamber	2
82	646-7289	Screen Washer	1
83	646-7278	Steel Ball, Discharge Valve, 3/16"	1

When requesting replacement parts for the 649N Jack, please advise jack serial number along with required parts.
For service kits, please send \$2.50 check or money order to , or for information about service kits and replacement parts write.....



HOLLYWOOD ACCESSORIES

AN ALLEN GROUP INC.

CONSUMER AUTOMOTIVE COMPANY

19914 South Via Baron, Compton, CA. 90220