

Professional Service Equipment



3501 S. Leonard Rd.
St. Joseph, Missouri 64503
U.S.A.

Toll Free: (800) 821-7320
Phone: (816) 233-6121
Fax: (816) 233-7251
Email: gray@grayusa.com
www.grayusa.com

Optional Adapters

WL-20 & WL-30

Wheel Lift System

WARNING

To prevent serious injury or death from a falling vehicle, use adapters only for vehicles with rims between 16" and 19" in diameter.

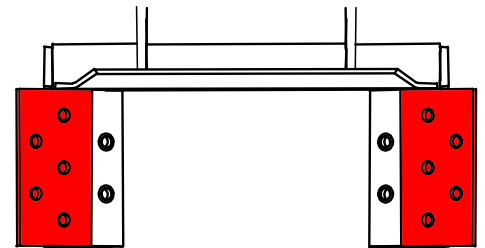
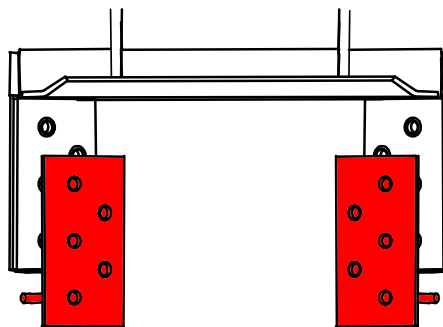
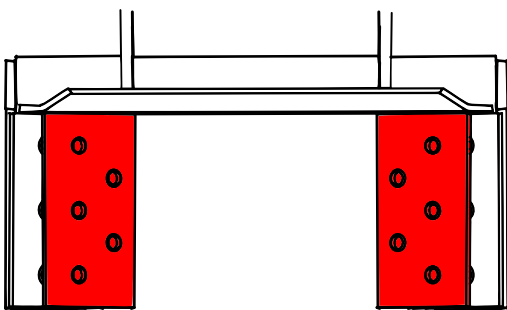


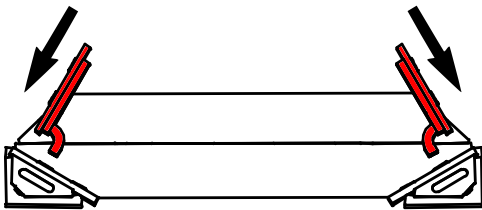
CAUTION

Install the adapters with both hooks in the holes of the lift pad. Proper installation is shown in the figure below.

Make sure the wheel rims on the vehicle to be raised are a minimum of 19" in diameter, unless you are using adapters with the lift system. With the adapters, properly positioned on the lift pads, vehicles with wheel rims of 16" can be safely raised. For rims of 16-19 inches in diameter, install the adapters as follows:

Installing the Adapters

To install the adapters, insert the adapter hooks on each adapter into the top two holes on each of the four lift pads. See the front view for an illustration of installation and the top view for an illustration of position in the figures below.



Correct

Incorrect

Incorrect

Using the Adapters

1. Use the adapters only on vehicles with rims of 16 inches - 19 inches in diameter. Follow normal operating instructions to use the lift system with adapters installed.