


**PA-133, 7001, PA-135, PA-136  
AIR HYDRAULIC PUMP**

L1252 Rev. N 10/15

PA135 - For Date Codes Beginning with the Letter "A" or "B"  
PA133, 7001 & PA136 - For Date Codes Beginning with the Letter "C" or "D"

**To Protect Your Warranty, Use Only ENERPAC Hydraulic Oil.**

Enerpac recommends that all kit components be installed to insure optimum performance of the repaired product.



*PA-133, 7001, PA-135, PA-136 Air Hydraulic Pump*

Repair Parts List for Figure 1				
Item	Part Number	Qty.	Description	Fig. No.
1	DA5816900SR	1	Air Motor Assembly	
2A	CH210110	1	Spring	
2BB	★	1	Ball Seal	
2CC	★	1	O-Ring	
2D	★	2	Ball Seat	
2DD	CF318028	4	Cap Screw	
2E	★	2	Ball	
2EE	★	1	Conical Spring	
2FF	★	1	Filter	
2G	CH411013	1	Ball Guide	
2H	★	1	Ball	
2HH	DC1563013	1	Ball Guide	
2L	CH202950SR	1	Relief Valve Assy. (PA133 & PA135) (incl. items 9, 10, 14)	4
2L	CH207950SR	1	Relief Valve Assy. (PA136) (incl. items 9, 10, 14)	4
2N	DA2686299SR	1	Coupling V-Retainer	
2Z	★	1	Gasket	
5	A8009108SR	1	Washer (PA133) (incl. items 2A, 8, 52)	
5	DA1221108SR	1	Washer (PA135) (incl. items 2A, 8, 52)	
5	A8015108SR	1	Washer (PA136) (incl. items 2A, 8, 52)	
6	DA5290900SR1	1	Release Guide Assembly (incl. items 2BB, 2DD, 2EE, 2Z, 10)	2
7	CH203950SR	1	Hydraulic Cylinder Assy (PA133, 7001) (incl. items 2D, 2E, 8, 10)	5
7	DA1227950SR	1	Hydraulic Cylinder Assembly (PA135) (incl. items 2D, 2E, 8, 10)	5
7	CH208950W	1	Hydraulic Cylinder Assembly (PA136) (incl. items 2D, 2E, 8, 10)	5
8	CB180040	1	Plunger (PA133)	
8	DA1219040	1	Plunger (PA135)	
8	CB185040	1	Plunger (PA136)	
9	★	1	Ball Seat	
10	★	4	Gasket	
11	CL166950SR	1	Hydraulic Body Assembly	
14	★	1	Plug	
19	★	1	Back-Up Washer	
24	CF692950W	1	Coupler Assembly (incl. items 2D, 2G, 2H, 10)	3
26	CB108005SR	1	Base	
27	B1320028	2	Screw	
29	CB241218W	1	Treadle	
31	CF180900SR	1	Reservoir Assembly	
32	CL164950SR	1	Reservoir Cap (incl. item 19, 53)	
34	A8001018SR	1	Filter Kit	
35	CK352950SR	1	Poppet Guide Assembly	
36	CL163950SR1	1	Coupler Kit	
52	★	1	Rubber Washer	
53	★	1	O-Ring	
54B	◆	1	Air Piston (new style)	
55B	◆	1	Glyd Ring	
56	◆	1	O-Ring	

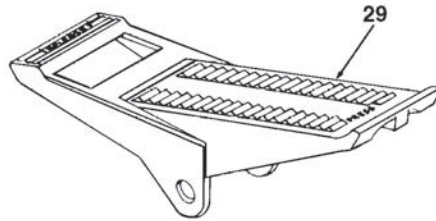
★ Indicates items included in and available only as part of Pump Repair Kit PA133K3.

◆ Indicates items included in and available only as part of Air Piston Repair Kit CK354950SR.

**NOTE:** The back-up washer, Item 19 (B1014565) may be purchased separately from Pump Repair Kit PA133K3.

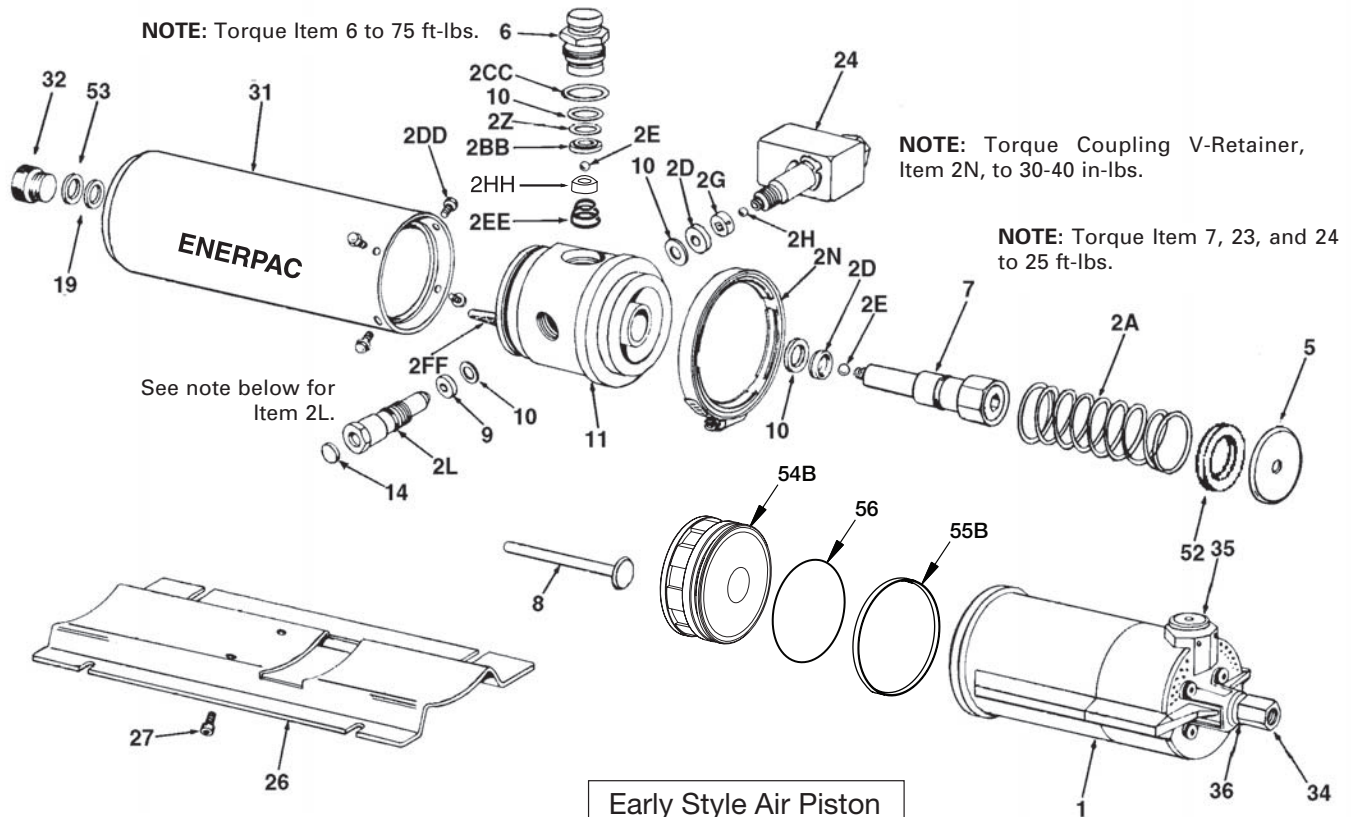
**NOTE:** Changes have been made in the design of the shuttle piston, end cover, and air cylinder that improve air motor performance. The new parts will not work when used with the existing old-style parts. If one of these parts requires replacement, a complete new air motor (DA5816900SR) must be used.

**NOTE:** Reservoir fill plug, Item 32, should be HAND TIGHTENED only. Do not use a pliers or wrench. Over-tightening will tear the reservoir bladder. Oil leaking out of the vent hole located at the rear of the reservoir is an indication of a torn bladder.



**NOTE:** Assemble ball guide, Item 2G, with outside chamfer facing ball seat, Item 2D).

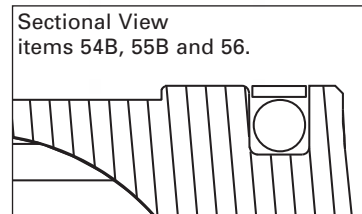
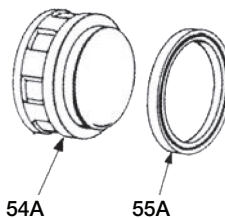
**NOTE:** Closed end of spring, Item 2EE, must go toward the bottom of the hole.



**NOTE:** Relief Valve, Item 2L, is factory set for maximum pressure according to pump model. DO NOT adjust to a higher pressure.

When setting the relief valve, it should only be adjusted up to the desired pressure setting. To adjust for a lower pressure than that set at the factory, back off the adjusting screw and then adjust up to the desired pressure.

#### Early Style Air Piston



**WARNING:** To insure that the internal relief valve setting is correct, check the model number when servicing the product. The setting may require adjustment based on the pressure setting designated by the dash code (-XXXX) of the model number.

**Figure 1, PA133, 7001, PA135, PA136 Air Hydraulic Pump**

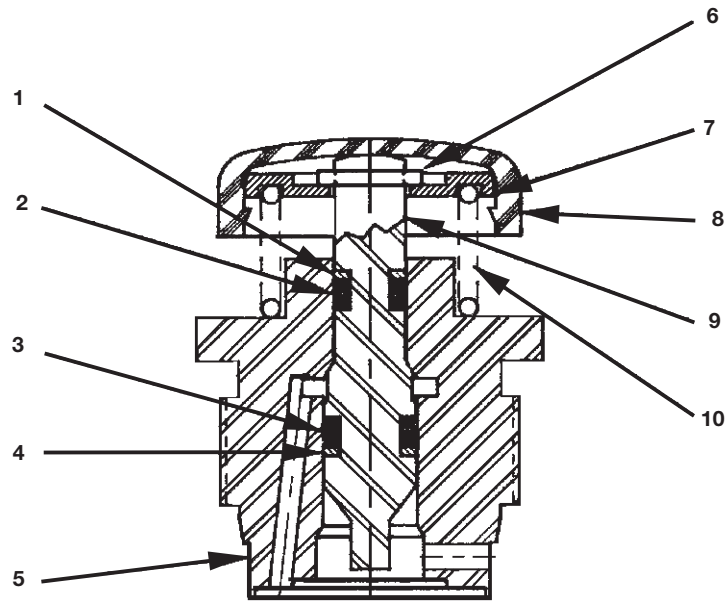
#### IMPORTANT:

Early style air piston assembly (items 54A and 55A) is no longer available.

If replacement is required, new style air piston assembly (items 54B, 55B and 56) must be used. Order Repair Kit CK354950SR.

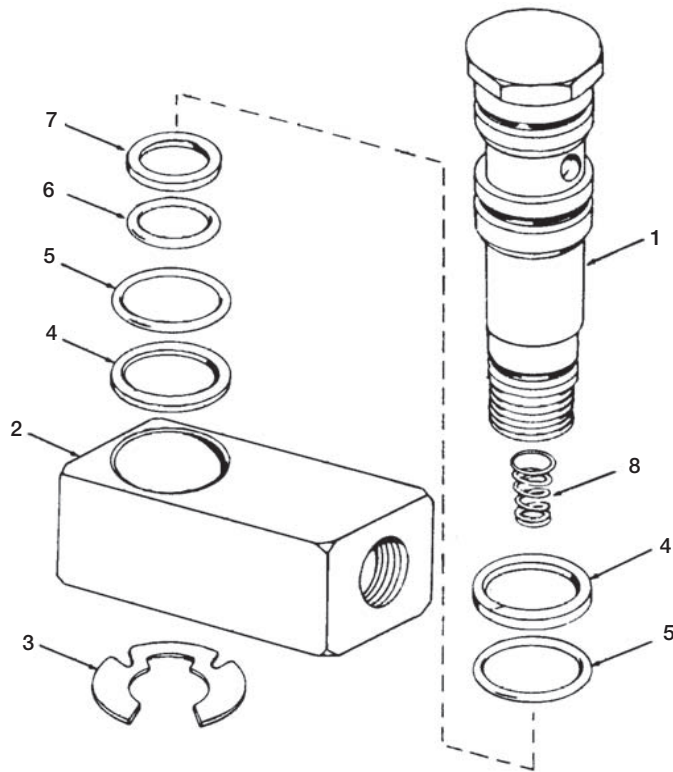
To replace an early style air piston assembly:

- Remove early style air piston (item 54A) and U-Cup seal (item 55A) from open end of air motor (item 1). These parts will not be reused and can be discarded.
- If not pre-installed, install O-Ring (item 56) and Glyd Ring (item 55B), into groove on new style air piston (item 54B).
- Apply grease to Glyd Ring (item 55B).
- Install new style air piston assembly (items 54B, 55B and 56) through open end of air motor (item 1).



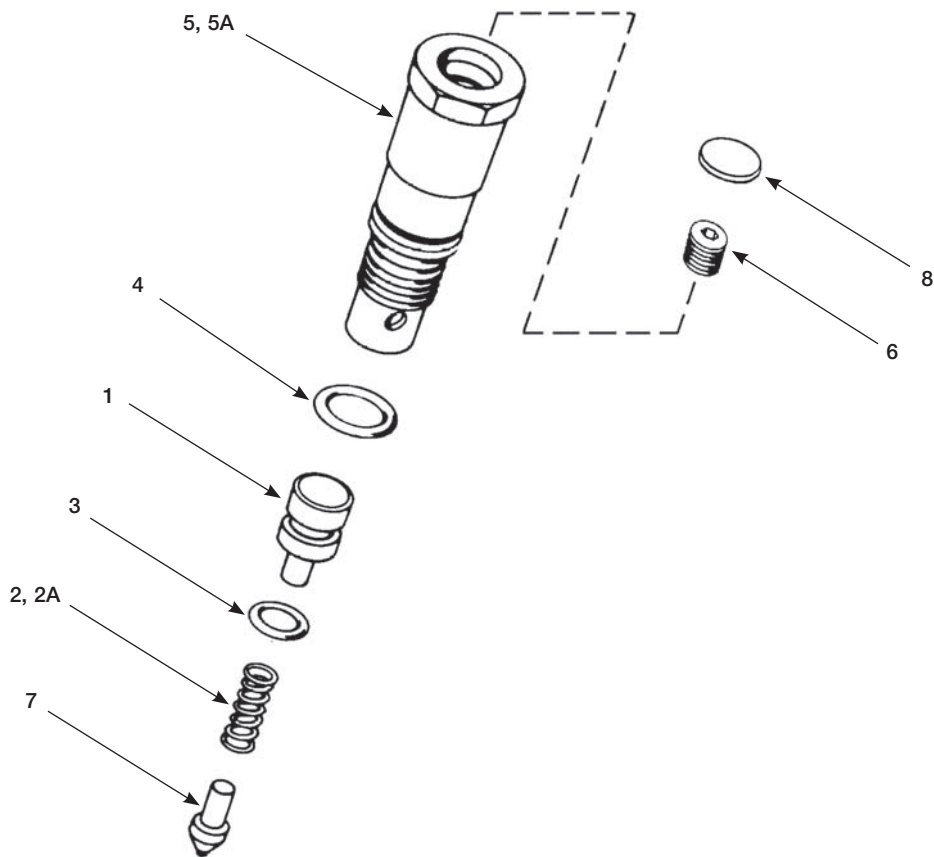
**Figure 2, Release Plunger**

Repair Parts List for Figure 2			
Item	Part Number	Qty.	Description
1	★	1	Back-Up Washer
2	★	1	O-Ring
3	★	1	O-Ring
4	★	1	Back-Up Washer
5	DA5290900SR1	1	Release Guide Assembly
6	★	1	Retaining Ring
7	DA4848108	1	Spring Washer
8	★	1	Cap
9	DA4832040	1	Release Plunger
10	★	1	Spring
<p>★ Indicates items included in and available only as part of Release Plunger Kit DA4832040KR.</p> <p><b>NOTE:</b> The Release Plunger Repair Kit (DA4832040KR) and Release Guide Assembly (DA5290900SR1) also include items 2BB, 2CC, 2E, 2EE, 2Z, and 10 from the Air Pump Assembly (Figure 1).</p> <p><b>NOTE:</b> Repair Kit PA133K3 includes (1) DA4832040KR.</p> <p><b>NOTE:</b> Pumps manufactured prior to November 1991 have a release plunger assembly that uses a roller in place of the cap now being used. The roller (CB923281), dowel pin (CH200061), and spring washer (CH198108) are available for service in Roller Replacement Kit CB923281SR. To replace the release plunger or release body, order a complete assembly (DA5290900SR1).</p>			



**Figure 3, Swivel Coupler Assembly**

Repair Parts List for Figure 3			
Item	Part Number	Qty.	Description
1	CJ205416	1	Coupler Stem
2	CJ204190	1	Coupler Body
3	★	1	Retaining Ring
4	★	2	Back-Up Washer
5	★	2	O-Ring
6	★	1	O-Ring
7	★	1	Back-Up Washer
8	★	1	Spring
★ Indicates items included in and available only as part of Swivel Coupler Kit CF692950K1.			
<b>NOTE:</b> The Swivel Coupler Kit (CF692950W) contains items 2D, 2H, and 10 from the Air Pump Assembly (Figure 1).			
<b>NOTE:</b> Repair Kit PA133K3 includes (1) CF692950K1.			



**Figure 4, Relief Valve Assembly**

Repair Parts List for Figure 4			
Item	Part Number	Qty.	Description
1	A8005007	1	Plug
2	★	1	Spring (PA133 & PA135)
2A	★	1	Spring (PA136)
3	★	1	O-Ring
4	★	1	O-Ring
5	CH202950SR	1	Release Valve Assembly (PA133 & PA135)
5A	CH207950SR	1	Release Valve Assembly (PA136)
6	L86028	1	Set Screw
7	CH180950W	1	Ball Guide Assembly
8	★	1	Plug

★ Indicates items included in and available only as part of Relief Valve Repair Kit CH202950K.

**NOTE:** The Relief Valve Repair Kit also includes Items 9 and 10 from the Air Pump Assembly, Figure 1.

**NOTE:** Relief Valve Repair Kit CH202950K contains two sizes of springs (item 2/2A). Use the spring from the kit that matches the spring removed from the relief valve.

**NOTE:** Repair Kit PA133K3 includes (1) CH202950K.

**NOTE:** Relief valve adjustments should only be performed by an Enerpac Authorized Service Center utilizing prescribed procedures and proper test equipment.

Apply one drop of Loctite #242 to threads or stake threads in Item 7 in only one place after assembly.

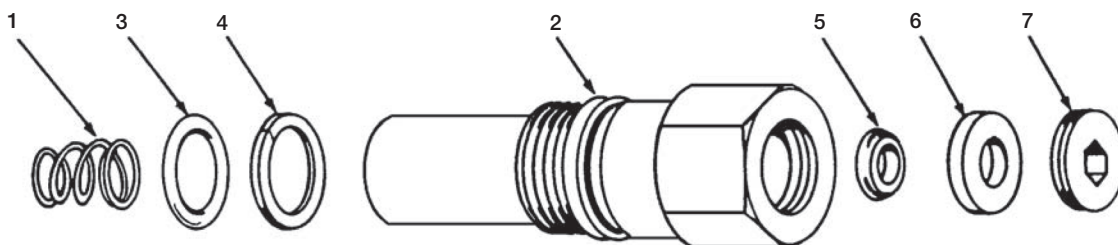


Figure 5, Hydraulic Cylinder

Repair Parts List for Figure 5			
Item	Part Number	Qty.	Description
<b>Model PA133, 7001</b>			
1	★	1	Spring
2	CH203950SR	1	Hydraulic Cylinder Assembly
3	★	1	O-Ring
4	★	1	Back-Up Washer
5	★	1	U-Cup
6	★	1	Back-Up Bearing
7	★	1	Bearing Retainer
<b>Model PA135</b>			
1	★	1	Spring
2	DA1227950SR	1	Hydraulic Cylinder Assembly
3	★	1	O-Ring
4	★	1	Back-Up Washer
5	★	1	U-Cup
6	★	1	Back-Up Bearing
7	★	1	Bearing Retainer
<b>Model PA136</b>			
1	★	1	Spring
2	CH208950W	1	Hydraulic Cylinder Assembly
3	★	1	O-Ring
4	★	1	Back-Up Washer
5	★	1	U-Cup
6	★	1	Back-Up Bearing
7	★	1	Bearing Retainer
<p>★ Indicates items included in and available only as part of Hydraulic Cylinder Repair Kit HCRK1.</p> <p><b>NOTE:</b> HCRK1 is a universal kit and will service any of the three hydraulic cylinders listed.</p> <p><b>NOTE:</b> Hydraulic Cylinder Repair Kit HCRK1 also includes Items 2D, 2E, and 10 from the Air Pump Assembly (Figure 1).</p> <p><b>NOTE:</b> Repair Kit PA133K3 includes (1) HCRK1.</p>			



## Enerpac Worldwide Locations

◆ e-mail: [info@enerpac.com](mailto:info@enerpac.com)

◆ internet: [www.enerpac.com](http://www.enerpac.com)

### Australia and New Zealand

Actuant Australia Ltd.  
Block V Unit 3  
Regents Park Estate  
391 Park Road  
Regents Park NSW 2143  
(P.O. Box 261) Australia  
T +61 (0)2 9743 8988  
F +61 (0)2 9743 8648  
[sales-au@enerpac.com](mailto:sales-au@enerpac.com)

### Brazil

Power Packer do Brasil Ltda.  
Rua Luiz Lawrie Reid, 548  
09930-760 - Diadema (SP) - Brazil  
T +55 11 5687 2211  
Toll Free: 0800 891 5770  
[vendasbrasil@enerpac.com](mailto:vendasbrasil@enerpac.com)

### China (Taicang)

Actuant (China) Industries Co. Ltd.  
No. 6 Nanjing East Road,  
Taicang Economic Dep Zone  
Jiangsu, China  
T +86 0512 5328 7500  
F +86 0512 5335 9690  
Toll Free: +86 400 885 0369  
[sales-cn@enerpac.com](mailto:sales-cn@enerpac.com)

### France, Switzerland, North Africa and French speaking African countries

ENERPAC  
Une division d'ACTUANT France S.A.S.  
ZA de Courtaboeuf  
32, avenue de la Baltique  
91140 VILLEBON /YVETTE  
France  
T +33 1 60 13 68 68  
F +33 1 69 20 37 50  
[sales-fr@enerpac.com](mailto:sales-fr@enerpac.com)

### Germany and Austria

ENERPAC GmbH  
P.O. Box 300113  
D-40401 Düsseldorf  
Willstätterstrasse 13  
D-40549 Düsseldorf, Germany  
T +49 211 471 490  
F +49 211 471 49 28  
[sales-de@enerpac.com](mailto:sales-de@enerpac.com)

### India

ENERPAC Hydraulics (India) Pvt. Ltd.  
No. 10, Bellary Road, Sadashivanagar,  
Bangalore, Karnataka 560 080  
India  
T +91 80 3928 9000  
[info@enerpac.co.in](mailto:info@enerpac.co.in)  
[www.enerpac.com](http://www.enerpac.com)

### Italy

ENERPAC S.p.A.  
Via Canova 4  
20094 Corsico (Milano)  
T +39 02 4861 111  
F +39 02 4860 1288  
[sales-it@enerpac.com](mailto:sales-it@enerpac.com)

### Japan

Applied Power Japan LTD KK  
Besshocho 85-7  
Kita-ku, Saitama-shi 331-0821, Japan  
T +81 48 662 4911  
F +81 48 662 4955  
[sales-jp@enerpac.com](mailto:sales-jp@enerpac.com)

### Middle East, Egypt and Libya

ENERPAC Middle East FZE  
Office 423, LOB 15  
P.O. Box 18004, Jebel Ali, Dubai  
United Arab Emirates  
T +971 (0)4 8872686  
F +971 (0)4 8872687  
[sales-ua@enerpac.com](mailto:sales-ua@enerpac.com)

### Russia

Rep. office Enerpac  
Russian Federation  
Admirala Makarova Street 8  
125212 Moscow, Russia  
T +7 495 98090 91  
F +7 495 98090 92  
[sales-ru@enerpac.com](mailto:sales-ru@enerpac.com)

### Southeast Asia, Hong Kong and Taiwan

Actuant Asia Pte Ltd.  
83 Joo Koon Circle  
Singapore 629109  
T +65 68 63 0611  
F +65 64 84 5669  
Toll Free: +1800 363 7722  
[sales-sg@enerpac.com](mailto:sales-sg@enerpac.com)

### South Korea

Actuant Korea Ltd.  
3Ba 717, Shihwa Industrial Complex  
Jungwang-Dong, Shihung-Shi,  
Kyunggi-Do  
Republic of Korea 429-450  
T +82 31 434 4506  
F +82 31 434 4507  
[sales-kr@enerpac.com](mailto:sales-kr@enerpac.com)

### Spain and Portugal

ENERPAC SPAIN, S.L.  
Avda. Los Frailes, 40 – Nave C & D  
Pol. Ind. Los Frailes  
28814 Daganzo de Arriba  
(Madrid) Spain  
T +34 91 884 86 06  
F +34 91 884 86 11  
[sales-es@enerpac.com](mailto:sales-es@enerpac.com)

### Sweden, Denmark, Norway, Finland and Iceland

Enerpac Scandinavia AB  
Kopparlundsvägen 14,  
721 30 Västerås  
Sweden  
T +46 (0) 771 41 50 00  
[scandinavianinquiries@enerpac.com](mailto:scandinavianinquiries@enerpac.com)

### The Netherlands, Belgium, Luxembourg, Central and Eastern Europe, Baltic States, Greece, Turkey and CIS countries

ENERPAC B.V.  
Galvanistraat 115, 6716 AE Ede  
P.O. Box 8097, 6710 AB Ede  
The Netherlands  
T +31 318 535 911  
F +31 318 535 848  
[sales-nl@enerpac.com](mailto:sales-nl@enerpac.com)

### Enerpac Integrated Solutions B.V.

Spinelstraat 15, 7554 TS Hengelo  
P.O. Box 421, 7550 AK Hengelo  
The Netherlands  
T +31 74 242 20 45  
F +31 74 243 03 38  
[integratedsolutions@enerpac.com](mailto:integratedsolutions@enerpac.com)

### South Africa and other English speaking African countries

Enerpac Africa Pty Ltd.  
No. 5 Bauhinia Avenue  
Cambridge Office Park  
Block E  
Highveld Techno Park  
Centurion 0157  
Republic of South Africa  
T: +27 12 940 0656  
[sales-za@enerpac.com](mailto:sales-za@enerpac.com)

### United Kingdom and Ireland

ENERPAC UK Ltd.  
5 Coopies Field  
Morpeth, Northumberland  
NE61 6JR, England  
T +44 (0) 1670 5016 50  
F +44 (0) 1670 5016 51  
[sales-uk@enerpac.com](mailto:sales-uk@enerpac.com)

### USA, Latin America and Caribbean

ENERPAC World Headquarters  
P.O. Box 3241  
Milwaukee WI 53201-3241 USA  
N86 W12500 Westbrook Crossing  
Menomonee Falls, Wisconsin 53051  
T +1 262 293 1600  
F +1 262 293 7036  
User inquiries:  
T +1 800 433 2766  
Distributor inquiries/orders:  
T +1 800 558 0530  
F +1 800 628 0490  
Technical inquiries:  
[techservices@enerpac.com](mailto:techservices@enerpac.com)  
[sales-us@enerpac.com](mailto:sales-us@enerpac.com)

All Enerpac products are  
guaranteed against defects  
in workmanship and materials  
for as long as you own them.

For the location of your nearest  
authorized Enerpac Service Center,  
visit us at [www.enerpac.com](http://www.enerpac.com)