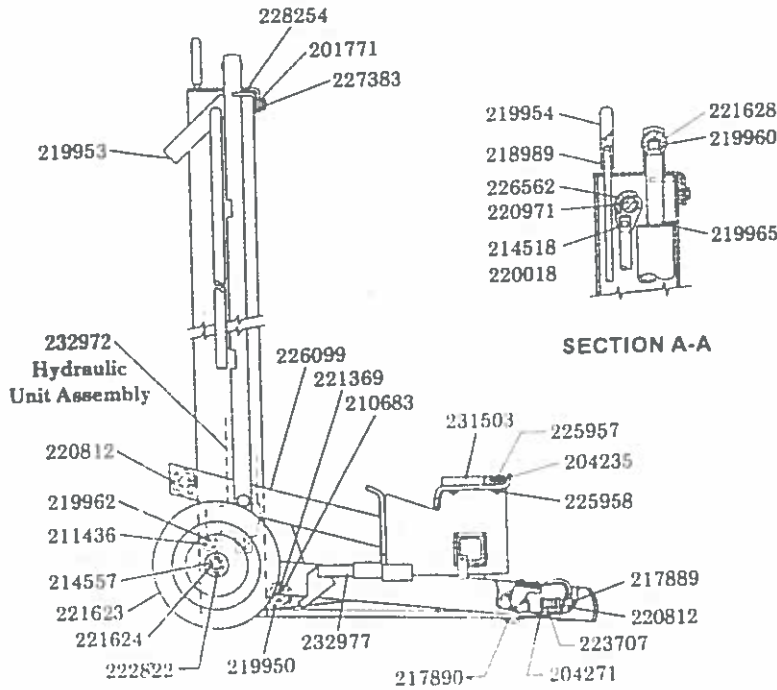


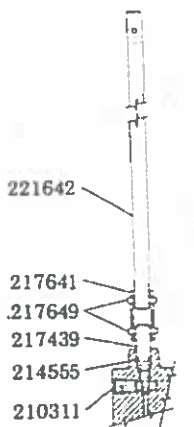
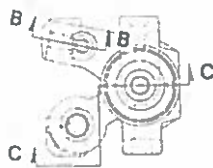
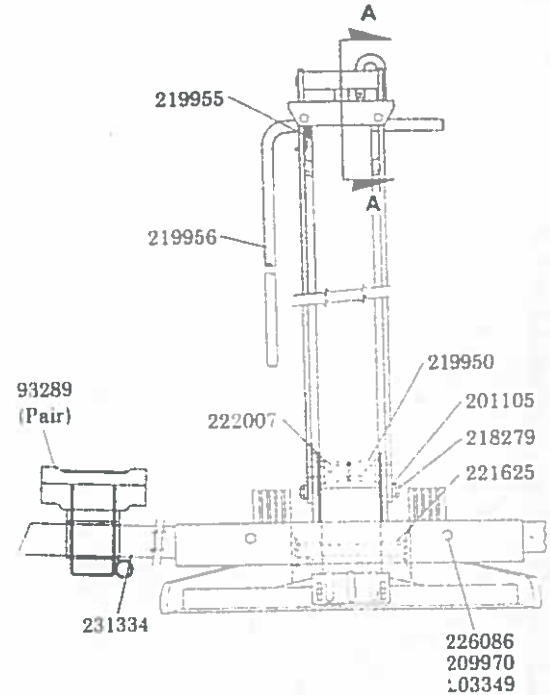
HYDRAULIC END LIFT

1-1/2 TON CAPACITY

Models 91-688
WALNER 93688, 95688
Series "B"

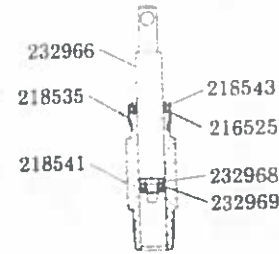
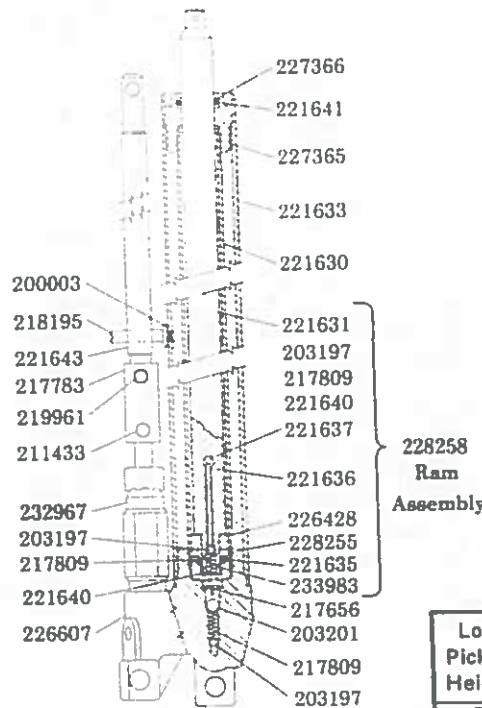


MODEL	LABEL KIT NO.	REPAIR KIT FOR 232972 HYD. UNIT
91-688	240101	91-392
93688	240102	240516
95688	240103	240516



SECTION B-B

**232972
HYDRAULIC
UNIT ASSEMBLY**



SPECIFICATIONS

Low Pickup Height	High Lifting Point	Power Raise	Saddle Spread	Clearance (Lifting Column To Front of Saddle)
9"	35-3/4"	26-3/4"	19" - 64-1/2"	15-1/2"

LINCOLN ST. LOUIS
4010 GOODFELLOW BLVD. • ST. LOUIS, MO 63120 • (314) 679-4200

A DIVISION OF
McNEIL
CORPORATION

SECTION - **W4**
PAGE - **5**

Model 91-688
93688 95688

TROUBLESHOOTING

Series B

PROBLEM	SOLUTION
1) Will not lift load. 2) Will not lift full height 3) Pump feels "spongy" under load.	Jack could be low on oil — With jack in upright position and ram fully lowered, remove filler screw thru hole in rear of column and fill reservoir to bottom edge of filler screw hole with clean HYDRAULIC JACK OIL. Jack could be "air bound" — Open the release valve fully and pump handle vigorously. Close the release valve and pump to full height. Continue pumping several times at full height. Open release valve and push ram down into lowered position. Close release and operate normally.
1) Handle raises under load. 2) Handle lowers under load. 3) Will not lift load. 4) Will not hold load.	Valves might not be closing — Open the release valve fully and pump the handle vigorously to flush the valves. Close release valve and operate normally.

If the above procedures do not correct the problem, contact your nearest service depot. When submitting any jack or equipment to be repaired, be sure to state the nature of the problem and indicate whether an estimate of the repair cost is needed.

SERVICE PARTS

PART	QUAN.	DESCRIPTION	PART	QUAN.	DESCRIPTION	PART	QUAN.	DESCRIPTION
93289	1	Lifting saddle (pair)	218535	1	Pump cap	*221641	1	Quad ring
*200003	1	Gasket	218541	1	Pump cylinder	221642	1	Release rod
201105	2	Lockwasher	*218543	1	Back-up washer	221643	1	Pump link
201771	2	Lockwasher	218989	1	Roll pin	222007	1	Axle
*203197	2	3/16" Dia. ball	219950	4	Roller	222822	1	Groove pin
*203201	1	5/16" Dia. ball	219953	1	Safety dog	223707	2	Spring
203349	2	Nut	219954	1	Release lever	225957	8	Screw
204235	8	Washer	219955	1	Spring	225958	8	Speed nut
204271	2	Washer	219956	1	Pump handle	226086	2	Bolt
209970	2	Lockwasher	219960	1	Roll pin	226099	1	Lifting frame
*210311	3	Pipe plug	219961	2	Pin	226428	1	Heel plate
210683	2	Retaining ring	219962	2	Support pin	226562	1	Pump lever
211433	2	Snap ring	219965	1	Guide	226607	1	Base
211436	2	Retaining ring	220018	1	Retaining ring	227365	1	Tank nut
214518	1	Fulcrum pin	220812	3	Roll pin	*227366	1	Back-up washer
*214555	1	O-ring	220971	2	Groove pin	227383	2	Bolt
214557	2	Retaining ring	221369	1	Roller axle	228254	1	Top cover
*216525	1	O-ring	221623	2	Wheel	*228255	1	U-cup packing
217439	1	Release stem	221624	1	Axle	228258	1	Ram assembly
217641	1	Connector	221625	2	Spacer	231334	2	Lifting beam
217649	2	Roll pin	221628	1	Cross head & link	231503	2	Lifting pad
*217656	1	Ball retainer <i>HLA,</i>	221630	1	Ram cylinder	232966	1	Pump piston
217783	1	Connector <i>But</i>	221631	1	Ram	232967	1	Pump assembly
*217809	2	Spring <i>in</i>	221633	1	Oil tank	232968	1	Back-up washer
217889	2	Pin <i>wal 240516</i>	221635	1	Retaining cup	232969	1	U-cup packing
217890	1	Caster and bracket	221636	1	Rod	232972	1	Hydraulic unit ass'y.
218195	1	Filler screw	221637	1	Pin	232977	2	Rod & finger
218279	2	Screw	*221640	1	Screen	*233983	1	Retaining ring

*Included in 240516 Repair Kit for 232972 Hydraulic Unit Assembly.

RETAIN THIS INFORMATION FOR FUTURE REFERENCE

When ordering replacement parts, list: Part Number, Description, Model Number, and Series Letter.

LINCOLN ST. LOUIS provides a Distributor Network that stocks equipment and replacement parts.

A list of Authorized Service Departments will be furnished upon request.