

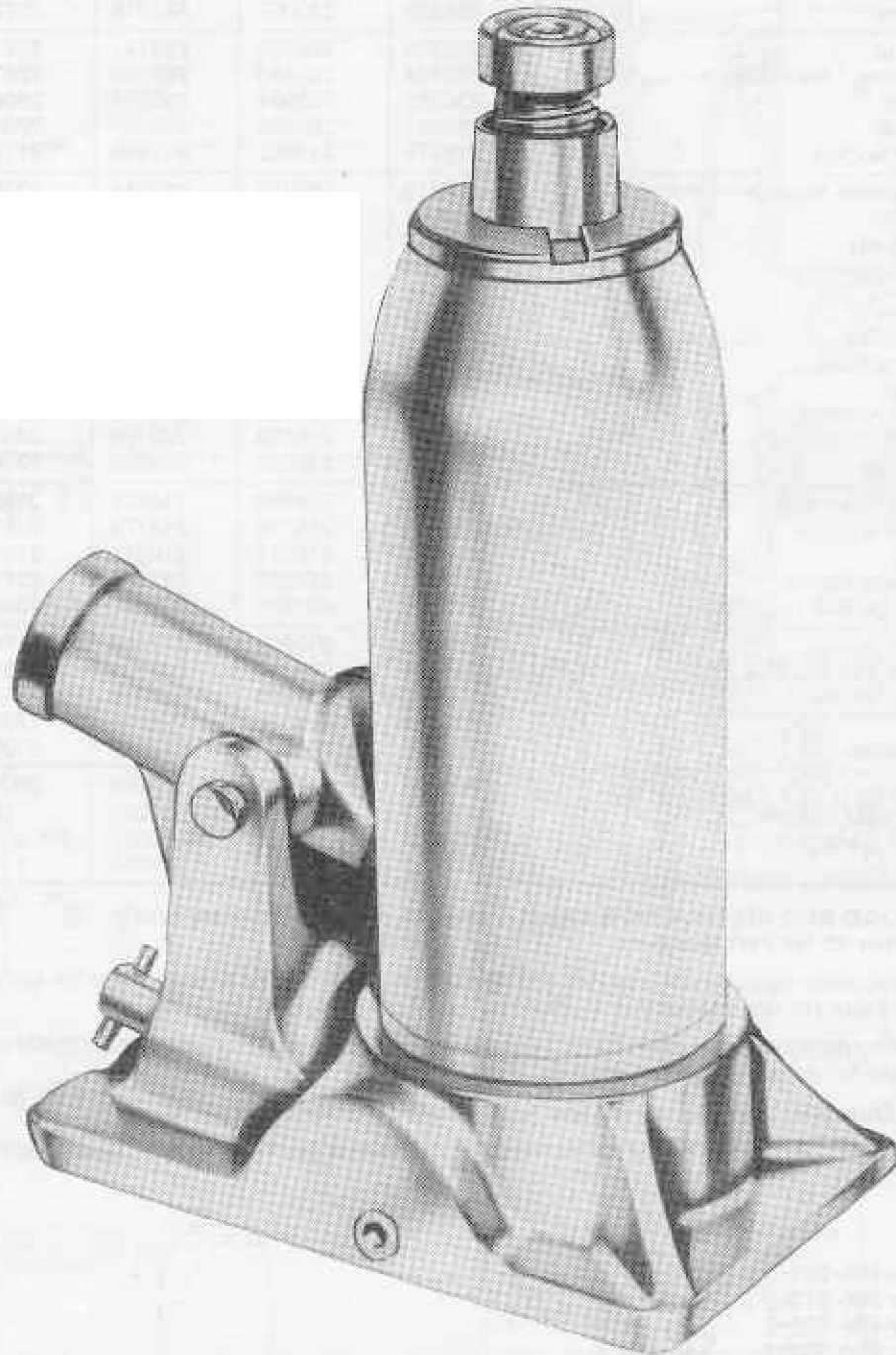
WALKER

PORTABLE HYDRAULIC JACKS

1-1/2, 3, 5, 8 and 12 TON CAPACITY



**Models 93225-T
93226-T
93227-T
93228-T
93229-U**



LINCOLN ST. LOUIS

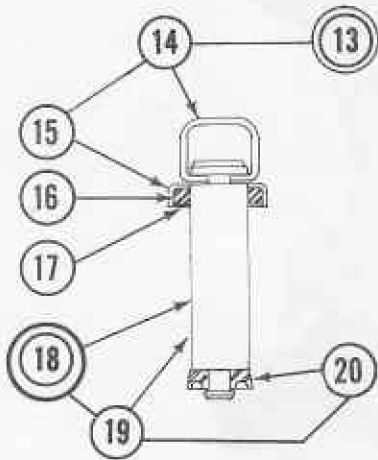
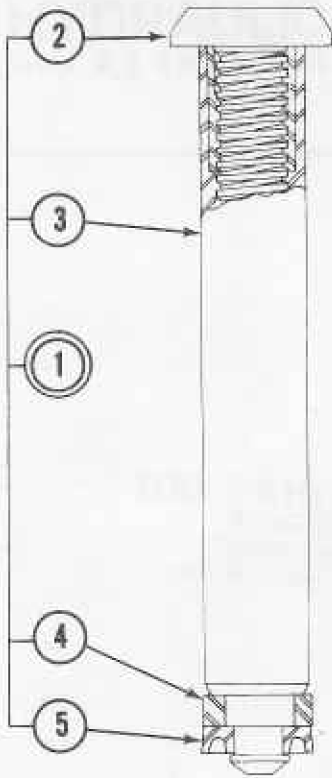
4010 GOODFELLOW BLVD • ST. LOUIS, MO. 63120 • (314) 383-5900



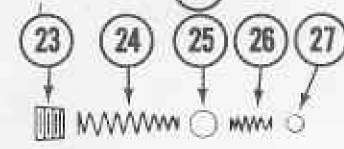
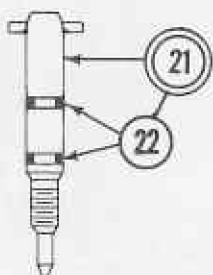
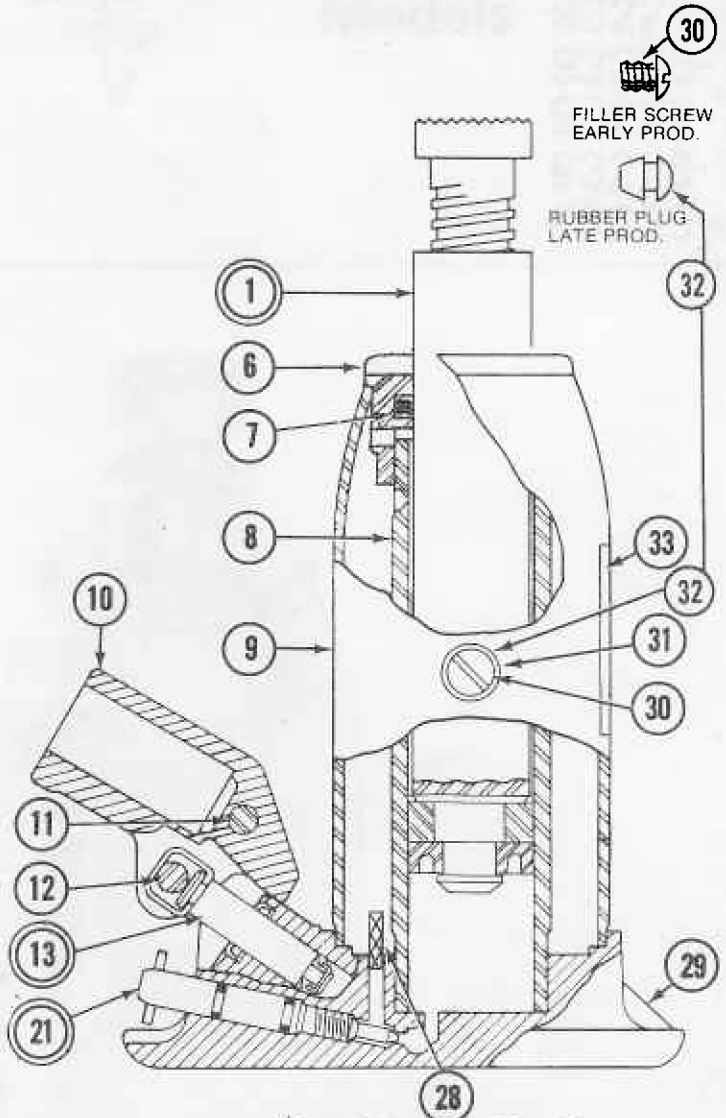
A DIVISION OF
McNEIL
CORPORATION

SECTION - **W2**

PAGE - **3C**



NOTE:
NEW CUP P/N 233889
DOES NOT REQUIRE A
BACK-UP WASHER.



30
FILLER SCREW
EARLY PROD.
RUBBER PLUG
LATE PROD.
32

A LETTER INDICATING MONTH (.19" HIGH), 2 NUMBERS GIVING DAY OF THE MONTH AND 1 NUMBER SHOWING LAST NUMBER OF DECADE (EACH .19" HIGH) IS TO BE CLEARLY STAMPED AS FOLLOWS: ON THE TOP EDGE OF L.H. BASE PLATE 3" - 4" IN FRONT OF COLUMN.



SERVICE PARTS

Code No.	Name of Parts	No. Req'd.	1½ Ton Capacity	3 Ton Capacity	5 Ton Capacity	8 Ton Capacity	12 Ton Capacity
			Model 93225-T	Model 93226-T	Model 93227-T	Model 93228-T	Model 93229-U
1	Ram Assembly	1	230056	230065	230074	230082	230090
2	Cap, Extension Screw & Nut	1	225352	224947	224951	224955	224959
3	Ram	1	230058	230066	230075	*233701	230091
4	Heel Plate	1	224758	224759	224760	*225642 *230301	225644
5	"U" Cup	1	228255	230067	227919	228256	230092
6	Tank Nut	1	226739	226740	226741	226742	226743
7	Quad Ring - Ram Gland	1	226744	226745	226746	226747	226748
8	Cylinder	1	230055	230064	230073	230081	230089
9	Oil Tank	1	**233365	**233366	**233367	226392	231939
10	Handle Socket	1	218379	***217906	***217906	***217906	***217906
11	Pin - Handle Socket	1	220019	220019	220019	220019	220019
12	Pump Pin	1	220021	220021	220021	220021	220021
	Snap Rings	2	220018	220018	220018	220018	220018
13	Pump Assembly	1	233895	233895	233895	233895	233895
14	Clip	1	209910	209910	209910	209910	209910
15	Cover	1	216258	216258	216258	216258	216258
16	Packing Ring	1	213149	213149	213149	213149	213149
17	Washer	1	204281	204281	204281	204281	204281
18	Piston Assembly	1	233894	233894	233894	233894	233894
19	Piston	1	226179	226179	226179	226179	226179
20	"U" Cup	1	****233889	****233889	****233889	****233889	****233889
21	Release Assembly	1	218829	218829	218829	218829	222820
22	"O" Ring	2	218776	218776	218776	218776	218776
23	Plug	1	210311	210311	210311	210311	210311
24	Discharge Spring	1	222201	228830	227545	227545	227545
25	Discharge Ball (5/16 Dia.)	1	203201	203201	203201	203201	203201
26	Suction Spring	1	217909	217909	217909	217909	217909
27	Suction Ball (3/16 Dia.)	1	203197	203197	203197	203197	203197
28	Suction Screw	1	222088	221318	221318	221318	221318
29	Base	1	226515	226520	226516	226517	232207
30	Filler Screw	1	**212540	**212540	**212540	212540	212540
31	Gasket	1	**200003	**200003	**200003	200003	200003
32	Filler Plug - Rubber	1	232027	232027	232027	(No)	(No)
33	Label & Decal Kit	1	LDK-93225	LDK-93226	LDK-93227	LDK-93228	LDK-93229
34	Handle	1	228637	10667	10667	10667	10667

NOTE: NEW "LOGO AND INSTRUCTION LABEL", must be replaced on every repair.
(See Code Number 33 for Part Number)

*When Ram requires replacement use P/N 233794 Ram Assy. P/N 225642 Heel Plate for early production, P/N 230301 Heel Plate for late production — Parts do not interchange.

**Late production designed to use P/N 232027 Rubber Filler Plug (snap-in). Order P/N 212540 Filler Screw and P/N 200003 Gasket for early production models.

***Available in Malleable Iron Casting for special application, order P/N 226610

****Current Pump Cup P/N 233889 eliminates need for the leather back-up washer used on early production.

REPAIR KITS

93225-T Order ~~RK-201-2~~ 240503
 93226-T Order ~~RK-212-2~~ 240504
 93227-T Order ~~RK-222-2~~ 240505
 93228-T Order ~~RK-232-2~~ 240506
 93229-U Order ~~RK-242-2~~ ~~240508~~

93229T - 240507
 93229U KIT

