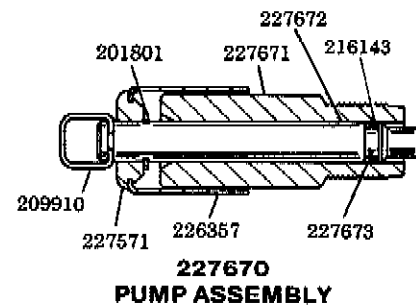
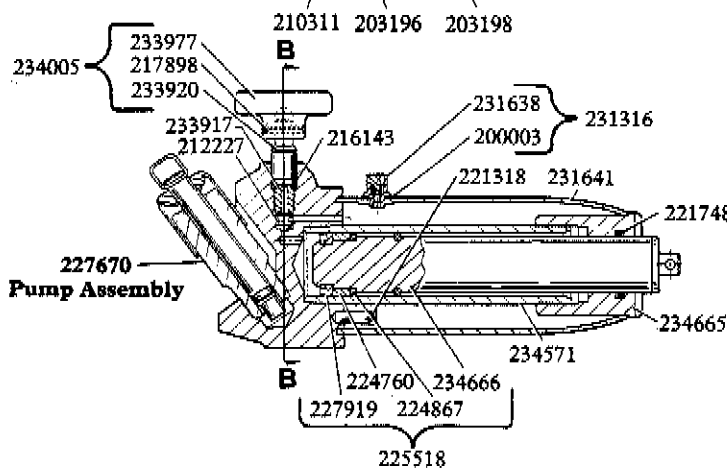
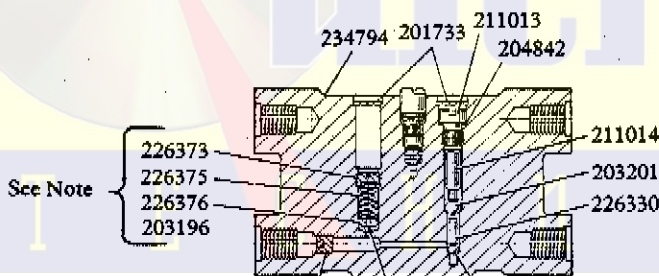
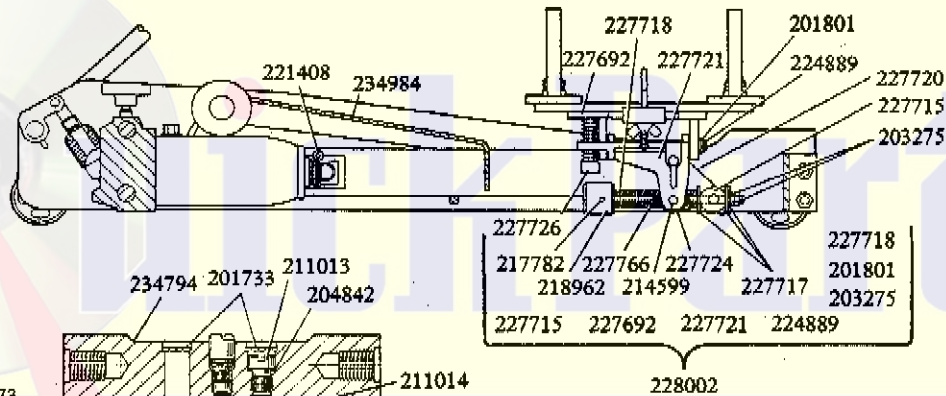
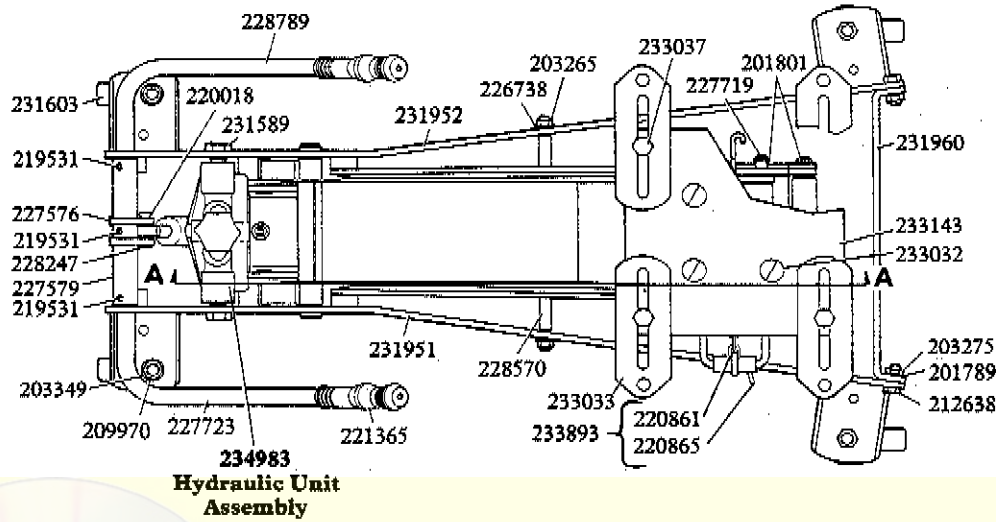


# HYDRAULIC TRANSMISSION JACK

1/2 TON CAPACITY

# Models 91-716 93716, YA876

## Series "F"



| MODEL  | LABEL KIT NO. | REPAIR KIT NO. |
|--------|---------------|----------------|
| 91-716 | 240073        | 91-320         |
| 93716  | 240074        | 240521         |
| YA876  | 240076        | 240521         |

**LINCOLN**  
A PENTAIR COMPANY

One Lincoln Way  
St. Louis, MO 63120-1578  
Customer Service, (314) 679-4300

SECTION - **W3**  
PAGE - **3F**

L-APR-87

Copyright 1987  
Printed in U.S.A.

FORM 10361F

## TROUBLESHOOTING

| PROBLEM   | SOLUTION   |
|---|--|
| 1) Oil leaking through filler plug.   | The reservoir could be overfilled -<br>The filler plug is designed with an automatic ventilator valve which allows excess air or oil to escape from the hydraulic system.  |
| 1) Jack will not lift load.<br>2) Jack will not lift full height.<br>3) Jack pump feels "spongy" under load.                        | The jack could be low on oil -<br>Remove the filler plug and fill reservoir with clean HYDRAULIC JACK OIL<br><br>The jack could be air bound -<br>To purge the air from the oil lines, open the release and pump rapidly a few strokes. Close release and pump to full height, then open the release to allow the jack to descend rapidly. |
| 1) Jack handle raises under load.<br>2) Jack handle lowers under load.<br>3) Jack will not lift load.<br>4) Jack will not hold load | The valves might not be closing -<br>Lower the lifting arm and close the release valve. Place one foot on a front wheel and raise the lifting arm to it's full height by hand. Open the release valve to lower the lifting arm. The jack should now operate properly.  |

If the above procedures do not correct the problem, contact your nearest Authorized Warranty and Service Center. When submitting any jack or equipment to be repaired, be sure to state the nature of the problem and indicate whether an estimate of the repair cost is needed.

**IMPORTANT:** As with any hydraulic unit, this unit may occasionally become "air bound" due to being tipped over during shipment. To purge the air from the oil lines, open the release and pump rapidly a few strokes. Close release and pump to full height, then open the release to allow the ram to descend rapidly. If the pump still seems "spongy", repeat the procedure.

### SPECIFICATIONS

| Low Pickup Height | High Lifting Point | Lifting Head Size (Max.) | Caster Wheel Diameter | Max. Chassis Width | Chassis Length | Forward Tilt | Rearward Tilt | Sideways Tilt |
|-------------------|--------------------|--------------------------|-----------------------|--------------------|----------------|--------------|---------------|---------------|
| 9-1/2"            | 28-1/4"            | 15-1/2" Sq.              | 2-1/2"                | 20"                | 33"            | 60°          | 18°           | 12° R & L     |

### SERVICE PARTS

| PART    | QUAN. | DESCRIPTION           | PART    | QUAN. | DESCRIPTION     | PART    | QUAN. | DESCRIPTION              |
|---------|-------|-----------------------|---------|-------|-----------------|---------|-------|--------------------------|
| 200003  | 1     | Gasket                | 221408  | 1     | Cotter pin      | 227766  | 2     | Cotter pin               |
| 201733  | 2     | Plug                  | *221748 | 1     | Quad ring       | 227919  | 1     | U-cup packing            |
| 201789  | 4     | Lockwasher            | *224760 | 1     | Heel plate      | 228002  | 1     | Cradle & tilt pad ass'y. |
| 201801  | 7     | Retaining ring        | 224867  | 1     | Washer          | 228247  | 1     | Pin                      |
| *203196 | 1     | Ball                  | 224889  | 1     | Pin             | 228570  | 1     | Pin                      |
| *203198 | 1     | Ball                  | 225518  | 1     | Ram ass'y.      | 228789  | 1     | Handle - L.H.            |
| *203201 | 1     | Ball                  | 226330  | 1     | Spacer          | 231316  | 1     | Plug & gasket ass'y.     |
| 203265  | 2     | Nut                   | 226357  | 1     | Pump sleeve     | 231589  | 4     | Bolt                     |
| 203275  | 6     | Nut                   | 226373  | 1     | Screw           | 231603  | 4     | Caster                   |
| 203349  | 4     | Nut                   | 226375  | 1     | Spring          | 231638  | 1     | Filler plug & vent valve |
| *204842 | 1     | Gasket                | 226376  | 1     | Adapter         | 231641  | 1     | Oil tank                 |
| 209910  | 1     | Pump clip             | 226738  | 2     | Lockwasher      | 231951  | 1     | Side plate ass'y. - R.H. |
| 209970  | 4     | Lockwasher            | 227571  | 1     | Grommet         | 231952  | 1     | Side plate ass'y. - L.H. |
| 210311  | 1     | Plug                  | 227576  | 1     | Handle socket   | 231960  | 1     | Spacer                   |
| 211013  | 1     | Plug                  | 227579  | 1     | Tube            | 233032  | 4     | Screw                    |
| 211014  | 1     | Spacer                | 227670  | 1     | Pump ass'y.     | 233033  | 4     | Swing arm ass'y.         |
| 212227  | 1     | Poppet                | 227671  | 1     | Cylinder        | 233037  | 4     | Bolt                     |
| 212638  | 4     | Bolt                  | 227672  | 1     | Piston          | 233143  | 1     | Top plate ass'y.         |
| 214599  | 2     | Pin                   | 227673  | 1     | Washer          | 233893  | 1     | Chain & terminal ass'y.  |
| *216143 | 2     | O-ring                | 227692  | 1     | Tilt pad ass'y. | *233917 | 1     | Spring                   |
| 217782  | 1     | Roll pin              | 227715  | 1     | Tilt pin        | 233920  | 1     | Release stem             |
| 217898  | 1     | Roll pin              | 227717  | 3     | Washer          | 233977  | 1     | Hand knob                |
| 218962  | 1     | Knob                  | 227718  | 1     | Tilt screw      | 234005  | 1     | Release stem ass'y.      |
| 219531  | 3     | Roll pin              | 227719  | 1     | Pin             | 234571  | 1     | Cylinder                 |
| 220018  | 1     | Retaining ring        | 227720  | 2     | Link            | 234665  | 1     | Tank nut                 |
| 220861  | 1     | Chain, eyebolt & hook | 227721  | 1     | Cradle          | 234666  | 1     | Ram                      |
| 220865  | 1     | Wing nut              | 227723  | 1     | Handle - R.H.   | 234794  | 1     | Unit block               |
| *221318 | 1     | Screen                | 227724  | 1     | Pivot nut       | 234983  | 1     | Hydraulic unit ass'y.    |
| 221365  | 2     | Handle grip           | 227726  | 2     | Tilt screw      | 234984  | 1     | Bell crank ass'y.        |

\*Included in 240521 & 91-320 Repair Kit.