

# BLACKHAWK®

*Master Cover*  
**repair parts**

MODELS SJ4.05A-2, SJ4.05A-3,  
SJ4.05A-4, SJ4.05A-5  
POWER UNIT  
FOR SJ-4, SJ-4-1 SERVICE JACKS  
Supersedes Sheet S-260A

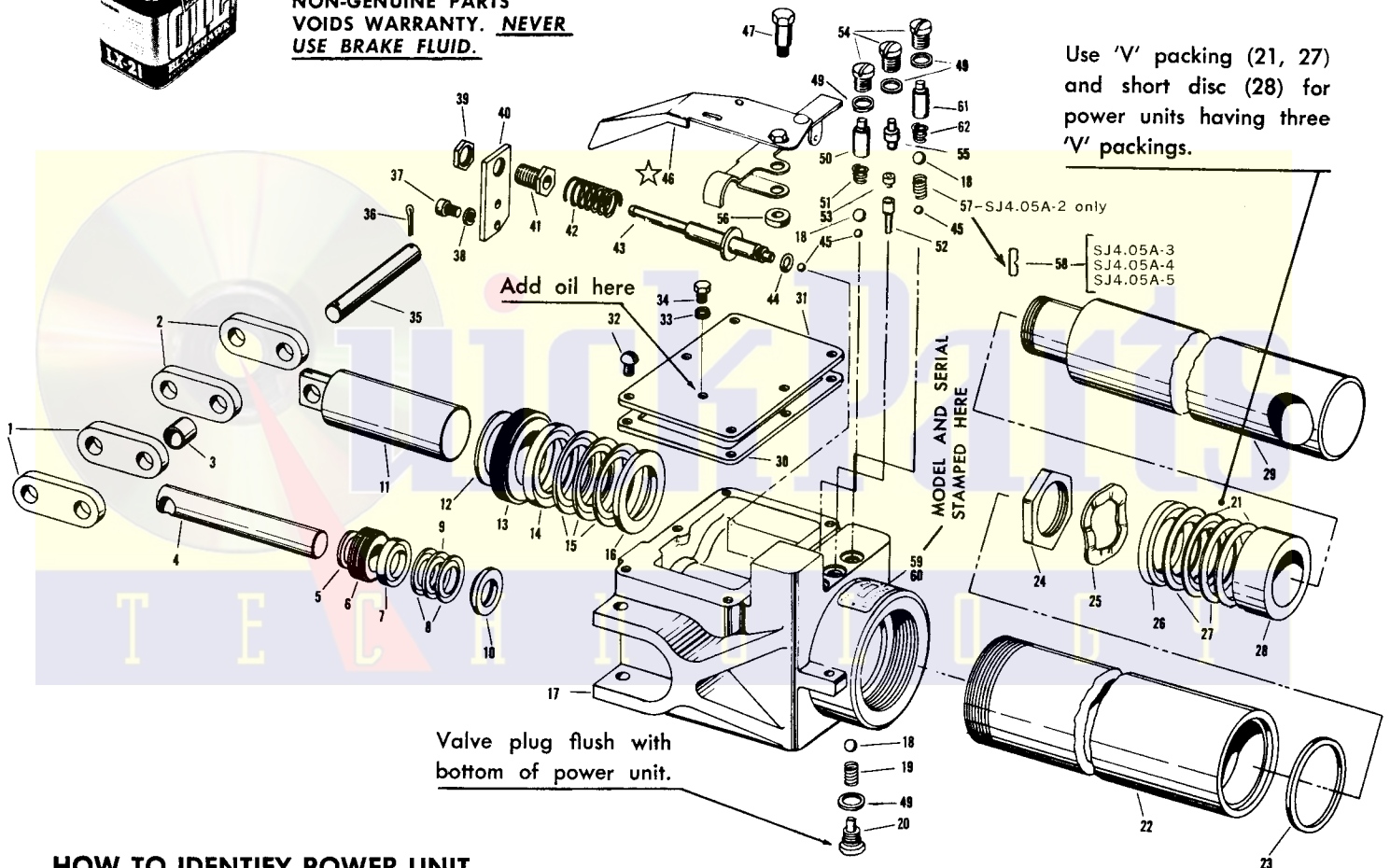


USE ONLY BLACKHAWK  
LX-21 JACK OIL AND  
GENUINE FACTORY PARTS.

USE OF OTHER  
HYDRAULIC FLUIDS OR  
NON-GENUINE PARTS  
VOIDS WARRANTY. **NEVER**  
USE BRAKE FLUID.

*Use of factory exchange power units recommended —  
See your Distributor or Franchised Service Depot.*

Use 'V' packing (21, 27)  
and short disc (28) for  
power units having three  
'V' packings.



## HOW TO IDENTIFY POWER UNIT —

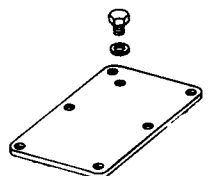
Valve plug (20) is recessed into bottom of power unit base and does not protrude. Oil reservoir cover (31) requires six machine screws. Unit is fully sealed, and does not require breather-type oil filler plug or air accumulator. Late units have name plate.

## TO ADD OIL —

Fully retract ram plunger into power unit. As oil reservoir is self-leveling, merely remove oil filler plug (34) and fill to top with LX-21 hydraulic jack oil. Replace plug: If oil is dirty, thick, or gummy, remove and clean reservoir.

## NOTE —

To add oil in early SJ4.05A-2 units having oil reservoir cover with oil filler hole in left rear of cover, remove cover and add LX-21 jack oil to 1½" from top of reservoir — with ram plunger fully retracted. Reseal cover with oil proof gasket cement.



# REPAIR PARTS LIST FOR MODELS SJ4.05A-2, SJ4.05A-3, SJ4.05A-4, SJ4.05A-5

Item No.	Part No.	No. Req.	Description	Item No.	Part No.	No. Req.	Description
1	A873.202	2	Link	35	A875.064	1	Pin
2	A874.202	2	Link	* 36	K18.58	2	Cotter Pin
3	A836.561	1	Spacer	37	A759.526	2	Screw
4	A829.051	1	Plunger	38	J66	2	Washer
* 5	A870.394	1	Oil Seal	39	AJ100.218	1	Nut
6	A830.035	1	Nut	40	A839.433	1	Bracket
7	A831.043	1	Spreader	41	A756.232	1	Adj. Screw
* 8	A832.033	2	'V' Packing, Leather	42	A845.110	1	Spring
* 9	A915.033	1	'V' Packing, Rubber	43	A740.010	1	Release Spindle
10	A833.043	1	Spreader	* 44	AJ100.312	1	"O" Ring
11	A824.051	1	Plunger	* 45	1.16	3	$\frac{7}{32}$ " Ball
* 12	A730.394	1	Oil Seal	46	A966.900	1	Lever, Formed Steel
13	A825.035	1	Nut	47	A840.042	1	Bolt
14	A826.043	1	Spreader	* 49	B159.167	4	Gasket
* 15	D866.041	3	'V' Packing, Leather	50	A841.395	1	Spacer
16	A798.043	1	Spreader	* 51	BA85.183	1	Spring
** 17		1	Base	52	A938.051	1	Plunger
* 18	S1.16	3	$\frac{5}{16}$ " Ball	* 53	A936.053	1	Cup
* 19	A752.110	1	Spring	54	S4.185	3	Plug
20	A939.006	1	Plug	55	D372.186	1	Spacer
* 21	D871.041	2	'V' Packing, Leather	56	A970.561	1	Spacer
22	A816.901	1	Cylinder	* 57	D350.039	1	Spacer Spring, SJ-405A-2
* 23	A817.394	1	Oil Seal	* 58	E71.186	1	Spacer, SJ-405A-3, 4, 5
24	A823.035	1	Nut	59	D785.026	1	Name Plate
25	A822.280	1	Spring	60	D884.028	2	Drive Screw
26	D878.043	1	Spreader	61	D898.186	1	Spacer
* 27	D872.041	2	'V' Packing, Rubber	62	S1.183	1	Spring
* 28	D879.071	1	Disc	<p>*For economy repair use Jack/Saver Kit SJ4K-3. Items included in Kit marked by asterisk.</p> <p>**Available only as a complete Power Unit #SJ4.05A.</p>			
29	A818.040	1	Plunger				
* 30	D904.161	1	Gasket				
31	D730.162	1	Cover				
32	A749.526	6	Screw				
* 33	C9.37	1	Gasket				
34	C9.22-2	1	Plug				



Power units with formed steel release lever and spacer, fig. 1, can replace power units on earlier SJ-3, SJ-4 Service Jacks by removing lever supplied with replacement and mounting malleable iron lever, fig. 2, from old unit.



Fig. 1

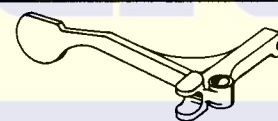


Fig. 2

**WHEN ORDERING PARTS INCLUDE BOTH MODEL AND SERIAL NUMBER AS WELL AS PART NAME AND NUMBER**

## FRANCHISED SERVICE DEPOTS



For quality workmanship with genuine Blackhawk parts select a Franchised Blackhawk Service Depot for your repair work. Only repairs performed by a Franchised Service Depot displaying this official sign are backed with full factory guarantee. The Classified Section in your Phone Book lists your nearest Franchised Service Depot.

## GUARANTEE

Blackhawk guarantees this Product against defects in workmanship and materials for 12 months from date of delivery to user. Except as noted all other products are guaranteed for 90 days from date of delivery. Chain is not guaranteed. When question of warranty arises, the user should send his unit to the nearest Blackhawk Franchised Service Depot for inspection, transportation to be prepaid and evidence of purchased date furnished. If the difficulty comes under the terms of our guarantee, the Franchised Service Depot will repair or replace parts affected and return prepaid. Our guarantee does not cover ordinary wear and tear, abuse, misuse, overloading, altered products or use of improper fluid.

PARTS, SERVICE INFORMATION AND THE ADMINISTRATION OF FRANCHISED SERVICE DEPOTS FOR BLACKHAWK PRODUCTS IS PROVIDED BY —

# BLACKHAWK SERVICE

MILWAUKEE, WISCONSIN 53246

DIVISION OF APPLIED POWER INDUSTRIES, INC.

Please direct all Service Correspondence to **BLACKHAWK SERVICE**