

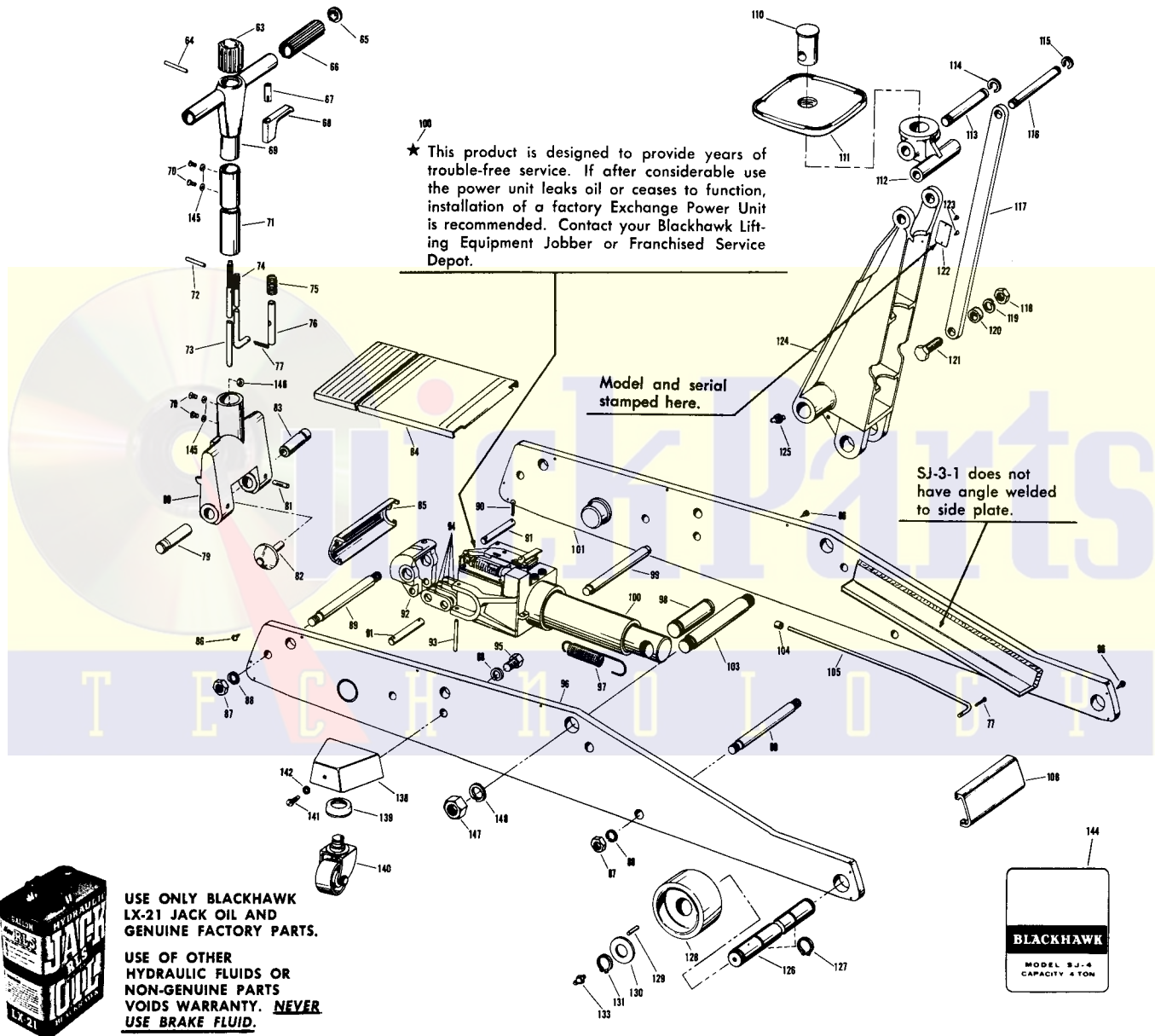
BLACKHAWK®

Master Copy
repair parts

**MODEL SJ 3-1 and SJ 4-1
SERVICE JACKS**

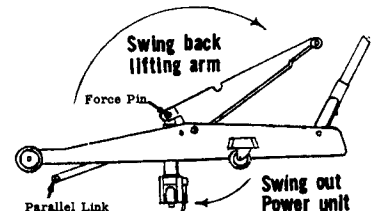
RATED CAPACITY - 2 TON & 4 TON

Supersedes Sheet S-252A



To Remove Power Unit: (Replace Power Unit by reverse procedure.)

1. Remove cover, (84). Remove pump link pin (91) from pumps on power unit by working pin to one side and removing two links; then reverse direction and remove remaining two links. Remove return springs (97).
2. Lay jack on side. Remove tapered base retaining pins (93) by driving from either top or bottom depending from what direction the pins were installed. Remove retaining ring (115) by inserting screw driver and prying between parallel link (117) and ring. Remove pin (116) from saddle bracket and parallel links.
3. Swing lifting arm (124) back towards rear of jack, allowing power unit base to swing out bottom - clearing force pin (98) from side plates (96 and 101). See illustration.
4. Drive out force pin and remove power unit.



REPAIR PARTS LIST MODEL SJ-3-1 and SJ-4-1

| Item No. | Part No. SJ-3-1 | No. Req. | Part No. SJ-4-1 | No. Req. | Description |
|----------|----------------------------|----------|-----------------|----------|---------------------|
| 63 | A957.147 | 1 | A957.147 | 1 | Knob |
| 64 | A954.058 | 1 | A954.058 | 1 | Pin |
| 65 | A726.006 | 2 | A726.006 | 2 | Plug |
| 66 | A725.550 | 2 | A725.550 | 2 | Grip |
| 67 | D894.055 | 1 | D894.055 | 1 | Nut |
| 68 | A963.144 | 1 | A963.144 | 1 | Lever |
| 69 | A962.135 | 1 | A962.135 | 1 | Handle |
| 70 | A953.252 | 4 | A953.252 | 4 | Screw |
| 71 | A763.127 | 1 | A763.127 | 1 | Tube |
| 72 | A955.058 | 1 | A955.058 | 1 | Pin |
| 73 | A956.149 | 1 | A956.149 | 1 | Release Rod |
| 74 | A961.142 | 1 | A961.142 | 1 | Segment Rod |
| 75 | A768.141 | 1 | A768.141 | 1 | Spring |
| 76 | A766.061 | 1 | A766.061 | 1 | Pin |
| 77 | 1.58 | 2 | 1.58 | 2 | Cotter Pin |
| 79 | A964.121 | 1 | A964.121 | 1 | Pin |
| 80 | A707.133 | 1 | A707.133 | 1 | Yoke |
| 81 | A812.261 | 2 | A812.261 | 2 | Pin |
| 82 | A959.900 | 1 | A959.900 | 1 | Cone Assembly |
| 83 | A958.121 | 1 | A958.121 | 1 | Pin |
| 84 | A814.098 | 1 | A876.098 | 1 | Top Cover |
| 85 | A813.098 | 1 | A813.098 | 1 | Rear Cover |
| 86 | A751.087 | 14 | A751.087 | 14 | Screw |
| 87 | AA85.120 | 4 | S1.120 | 4 | Nut |
| 88 | S8.222 | 8 | S1.119 | 8 | Lock Washer |
| 89 | A807.396 | 2 | A869.396 | 2 | Tie Rod |
| 90 | K18.58 | 2 | K18.58 | 2 | Cotter Pin |
| 91 | A868.153 | 2 | A875.064 | 2 | Pin |
| 92 | A931.134 | 1 | A932.134 | 1 | Segment |
| 93 | A804.061 | 2 | A987.061 | 2 | Pin |
| * 94 | See Power Unit Parts Sheet | | | | |
| 95 | A805.247 | 4 | A867.247 | 4 | Cap Screw |
| 96 | A715.900 | 1 | A848.900 | 1 | Side Plate R-H |
| 97 | A802.184 | 2 | A864.184 | 2 | Pull Spring |
| 98 | A800.153 | 1 | A802.153 | 1 | Force Pin |
| 99 | None | | A806.396 | 1 | Spacer Rod |
| 100 | SJ3.05A | 1 | SJ4.05A | 1 | Power Unit Assembly |
| 101 | A715.901 | 1 | A848.901 | 1 | Side Plate L-H |
| 103 | A710.121 | 1 | A859.121 | 1 | Bolt |
| 104 | A810.232 | 1 | A810.232 | 1 | Collar |
| 105 | A714.149 | 1 | A709.149 | 1 | Rod |

| Item No. | Part No. SJ-3-1 | No. Req. | Part No. SJ-4-1 | No. Req. | Description |
|----------|-----------------|----------|-----------------|----------|----------------------------|
| 108 | A789.098 | 1 | A789.098 | 1 | Front Cover |
| 110 | A947.153 | 1 | A948.153 | 1 | Pin |
| 111 | A947.999 | 1 | A948.999 | 1 | Saddle Assy. Items 110-111 |
| 112 | A706.111 | 1 | A950.111 | 1 | Bracket |
| 113 | A712.114 | 1 | A844.114 | 1 | Pivot Pin |
| 114 | W407.524 | 2 | A434.523 | 2 | Ret Ring |
| 115 | W407.524 | 2 | A435.524 | 2 | Ret Ring |
| 116 | A713.064 | 1 | A846.064 | 1 | Link Pin |
| 117 | A790.116 | 2 | A852.116 | 2 | Parallel Link |
| 118 | AA85.120 | 2 | AA85.120 | 2 | Nut |
| 119 | S8.222 | 2 | S8.222 | 2 | Lock Washer |
| 120 | None | 0 | A855.561 | 2 | Spacer |
| 121 | A791.118 | 2 | A853.118 | 2 | Bolt |
| 122 | A765.026 | 1 | A767.026 | 1 | Name Plate |
| 123 | W78.03 | 2 | W78.03 | 2 | Drive Screw |
| 124 | A705.103 | 1 | A721.103 | 1 | Lift Arm |
| 125 | S4.188-2 | 2 | S4.188-2 | 2 | Grease Fitting |
| 126 | A982.104 | 1 | A849.104 | 1 | Front Axle |
| 127 | A434.523 | 2 | None | 0 | Ret Ring |
| 128 | A978.106 | 2 | A979.106 | 2 | Front Wheel |
| 129 | None | 0 | S4.107 | 48 | Bearing |
| 130 | None | 0 | S4.108-1 | 2 | Washer |
| 131 | A434.523 | 2 | A850.523 | 2 | Ret Ring |
| 133 | None | 0 | A828.188 | 2 | Grease Fitting |
| 138 | A671.189 | 2 | A718.189 | 2 | Bracket |
| 139 | None | 0 | S4.155A-1 | 2 | Bearing |
| 140 | A673.154 | 2 | S13.154A | 2 | Caster Assembly |
| 141 | A672.173 | 4 | S13.173 | 2 | Set Screw |
| 142 | None | | A909.222 | 2 | Washer |
| 144 | A801.026 | 1 | A838.026 | 1 | Decal |
| 145 | D914.108 | 4 | D914.108 | 4 | Washer |
| 146 | SJ100.420 | 2 | SJ100.420 | 2 | Nut |
| 147 | S1.130 | 2 | A860.123 | 2 | Nut |
| 148 | S1.131 | 2 | S4.122 | 2 | Lock Washer |
| 149 | AJ100.503 | 1 | AJ100.503 | 1 | Caution Decal |

*See Power Unit Parts Sheet for exploded view drawing of Power Unit and Jack/Saver Repair Kit Information.

†Not shown.



Power units with formed steel release lever and spacer, fig. 1, can replace power units on earlier SJ-3, SJ-4 Service Jacks by removing lever supplied with replacement and mounting malleable iron lever, fig. 2, from old unit.




Fig. 1

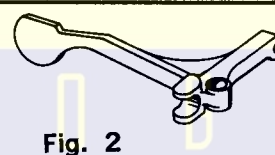


Fig. 2

WHEN ORDERING PARTS INCLUDE BOTH MODEL AND SERIAL NUMBER AS WELL AS PART NAME AND NUMBER

FRANCHISED SERVICE DEPOTS



official sign are backed with full factory guarantee. The Classified Section in your Phone Book lists your nearest Franchised Service Depot.

For quality workmanship with genuine Blackhawk parts select a Franchised Blackhawk Service Depot for your repair work. Only repairs performed by a Franchised Service Depot displaying this

GUARANTEE

Blackhawk guarantees this Product against defects in workmanship and materials for 12 months from date of delivery to user. Except as noted all other products are guaranteed for 90 days from date of delivery. Chain is not guaranteed. When question of warranty arises, the user should send his unit to the nearest Blackhawk Franchised Service Depot for inspection, transportation to be prepaid and evidence of purchased date furnished.

If the difficulty comes under the terms of our guarantee, the Franchised Service Depot will repair or replace parts affected and return prepaid. Our guarantee does not cover ordinary wear and tear, abuse, misuse, overloading, altered products or use of improper fluid.

PARTS, SERVICE INFORMATION AND THE ADMINISTRATION OF FRANCHISED SERVICE DEPOTS FOR BLACKHAWK PRODUCTS IS PROVIDED BY —

BLACKHAWK SERVICE

MILWAUKEE, WISCONSIN 53246

DIVISION OF APPLIED POWER INDUSTRIES, INC.

Please direct all Service Correspondence to BLACKHAWK SERVICE