

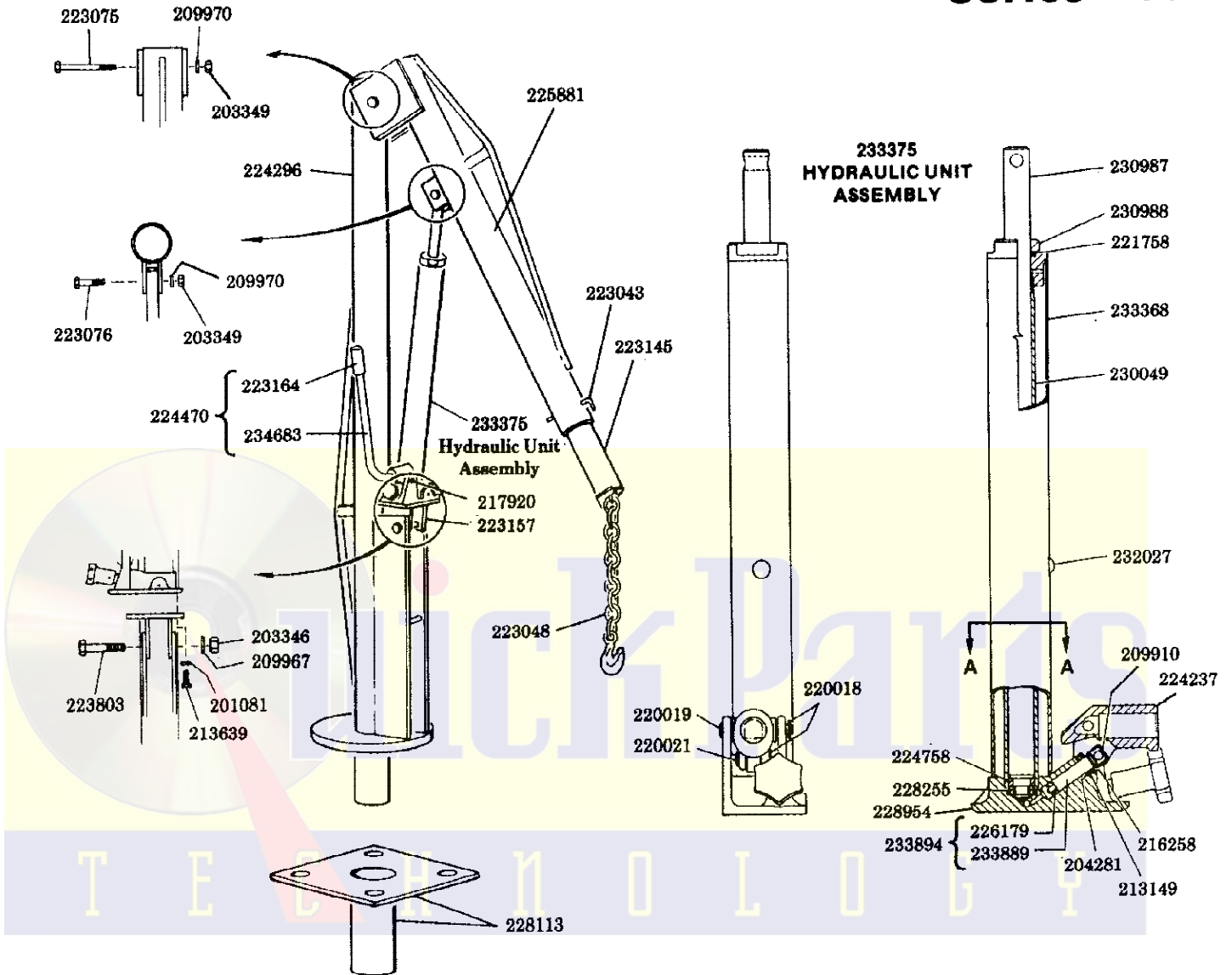
STATIONARY CRANE

1/2 TON CAPACITY

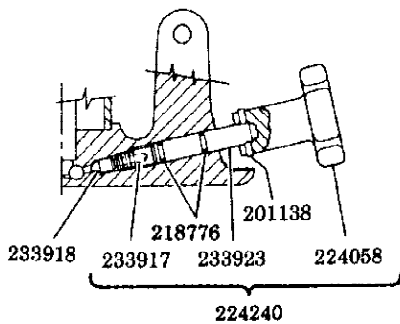
Model 91-803

93803, 95803

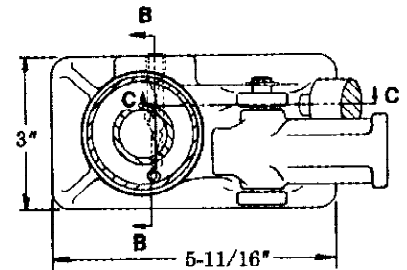
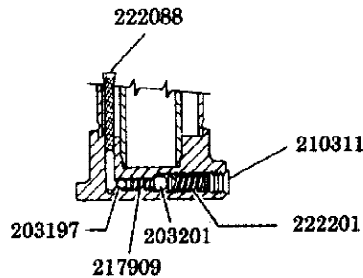
Series "K"



SECTION C-C



SECTION B-B



LINCOLN

A PENTAIR COMPANY

One Lincoln Way
St. Louis, Missouri 63120-1578
Customer Service, (314) 679-4300

SECTION - W5
PAGE - 2D

TROUBLE SHOOTING

| PROBLEM | SOLUTION |
|--|---|
| 1) Will not lift load 2) Will not lift full height 3) Pump feels "Spongy" under load | The Jack could be low on oil- Refer to Instruction Manual. See instruction #5 under Maintenance Instructions. The Jack could be air-bound- Open the release valve one full turn and pump the handle about six full strokes to purge air from the pump and valving. |
| 1) Will not lift load 2) Handle raises under load 3) Handle lowers under load 4) Will not hold load | Valve might not be closing- Make certain release valve is closed. Starting with boom in fully lowered position, SLOWLY raise the boom a few feet by hand. Open release valve and let the boom descend into lowered position. Crane should now operate properly. |

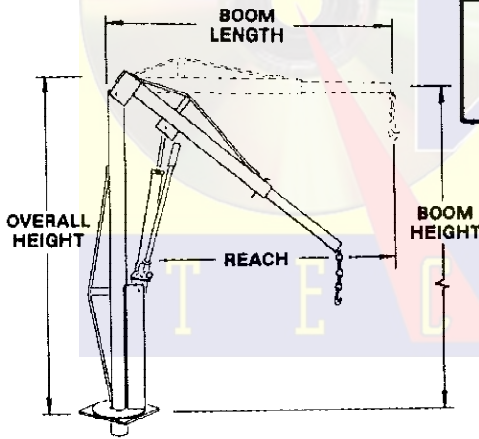
If the above procedures do not correct the problem, contact your nearest service depot. When submitting any jack or equipment to be repaired, be sure to state the nature of the problem and indicate whether an estimate of the repair cost is needed.

IMPORTANT: As with any hydraulic unit, this unit may occasionally become "air-bound" due to being tipped over during shipment. To purge the air from the oil lines, open the release and pump rapidly a few strokes. Close release and pump to full height, then open the release to allow the ram to descend rapidly. If the pump still seems "spongy", repeat the procedure.

SPECIFICATIONS

| BOOM POSITION | CAPACITY (lbs.) | BOOM HEIGHT | | BOOM LENGTH | REACH | CHAIN SIZE | OVERALL HEIGHT |
|---------------|-----------------|-------------|---------|-------------|---------|------------|----------------|
| | | MAX. | MIN. | | | | |
| #1 | 1,000 | 81-1/2" | 22" | 37-1/2" | 26-1/2" | 5/16" | 72" |
| #2 | 800 | 84" | 17-1/2" | 42" | 31" | 5/16" | 72" |
| #3 | 600 | 90" | 6-1/2" | 53" | 42" | 5/16" | 72" |

| MODEL | LABEL KIT NO. | REPAIR KIT NO. |
|--------|---------------|----------------|
| 91-803 | 240004 | 91-396 |
| 93803 | 240005 | 240501 |
| 95803 | 240006 | 240501 |



SERVICE PARTS

| PART | QUAN. | DESCRIPTION | PART | QUAN. | DESCRIPTION | PART | QUAN. | DESCRIPTION |
|--------|-------|------------------|--------|-------|----------------------|--------|-------|-------------------------|
| 201081 | 4 | Lockwasher | 220019 | 1 | Pin | 224758 | 1 | Heel plate |
| 201138 | 1 | Pin | 220021 | 1 | Pin | 225881 | 1 | Main boom |
| 203197 | 1 | Ball, 3/16" Dia. | 221758 | 1 | Quad ring | 226179 | 1 | Piston |
| 203201 | 1 | Ball, 5/16" Dia. | 222088 | 1 | Screen | 228113 | 1 | Mounting plate |
| 203346 | 1 | Nut | 222201 | 1 | Spring | 228255 | 1 | U-cup |
| 203349 | 2 | Nut | 223043 | 1 | Position pin | 228954 | 1 | Base |
| 204281 | 1 | Washer | 223048 | 1 | Lifting chain & hook | 230049 | 1 | Cylinder |
| 209910 | 1 | Clip | 223075 | 1 | Bolt | 230987 | 1 | Ram |
| 209967 | 1 | Lockwasher | 223076 | 1 | Bolt | 230988 | 1 | Nut |
| 209970 | 2 | Lockwasher | 223145 | 1 | Inner boom | 232027 | 1 | Plug |
| 210311 | 1 | Plug | 223157 | 1 | Pivot plate | 233368 | 1 | Oil tank |
| 213149 | 1 | Packing ring | 223164 | 1 | Grip | 233375 | 1 | Hydraulic unit assembly |
| 213639 | 4 | Bolt | 223803 | 1 | Bolt | 233889 | 1 | U-cup |
| 216258 | 1 | Cover | 224058 | 1 | Hand knob | 233894 | 1 | Pump assembly |
| 217909 | 1 | Spring | 224237 | 1 | Handle socket | 233917 | 1 | Spring |
| 217920 | 1 | Roll pin | 224240 | 1 | Release assembly | 233918 | 1 | Release valve poppet |
| 218776 | 2 | O-ring | 224296 | 1 | Frame | 233923 | 1 | Release stem |
| 220018 | 2 | Retaining ring | 224470 | 1 | Handle & grip ass'y | 234683 | 1 | Handle |